



Natural gas or LP-heated pressure washer

Belt-drive, hot water power for industrial applications





Innovation from the inside out.

The innovative, rugged design of the new Kärcher Liberty HDS natural gas and LP-heated cabinet pressure washer delivers up to 9.5 gpm at 3,000 psi of industrial power. Built in the U.S.A., each model is constructed with anodized structural rivets, Baldor industrial motors and Kärcher pumps that are backed by a 7-year warranty. All models are ETL certified to UL and CSA safety standards.



Shown with optional steam combo



1 Easy to service and operate

- All-access cabinet design with six lift out panels and easy lock fasteners provides easy access to components for maintenance in tight situations.
- Swing-out cast iron burner ring with separate “stay-in-place” ignition pilot light allows easy access and removal of the burner ring.
- Standard electronic ignition eliminates the hassle of having to monitor and light pilot flame.

2 Fully configurable

- All models are readily designed to accept a full line of Easy-Add field installed option kits.
- Inlet/outlet connections can easily be moved to either side of unit.


3 Smart engineering

- “Stay-Tite” spring loaded belt tensioning system keeps belt tight over time and minimizes the need for maintenance.
- The extra-durable heating coil is made of leak-free, cold-rolled, schedule 80 steel pipe and is wrapped with a thick foil blanket insulation that keeps cabinet walls cool to the touch.

4 Easy press trigger gun

- Ergonomic design with soft grip for greater comfort
- Power nozzle delivers 40% more cleaning power
- 41” jet pipe lance

Easy to operate controls with instant feedback lights



- | | | |
|-----------------------|------------------|----------------------------|
| 1 Hour meter | 4 Motor overload | 7 Thermostat control |
| 2 Power | 5 Pump on | 8 Detergent control |
| 3 Ignition circuit on | 6 Burner on | 9 Steam control (optional) |

Simple to configure with “Easy-Add” option kits

Order No.	Model	Order No.	Model
8.917-508.0	Kit, time delay shutdown	8.917-507.0	Kit, auto start/stop
8.917-509.0	Kit, wireless remote pump/burner/detergent	8.921-776.0	Kit, steam combo
8.921-832.0	Wireless handheld transmitter	9.801-040.0	Draft diverter, 10", up to 5 gpm
8.917-817.0	Kit, wall bracket wireless transmitter	8.717-730.0	Draft diverter, 12", over 5 gpm
8.921-774.0	Kit, wired remote station, pump/burner, NG	8.753-474.0	Draft damper, 10"
8.921-773.0	Kit, wired remote detergent, NG	8.753-478.0	Draft damper, 12"



- Kärcher Easy Press trigger gun
- Kärcher Power Nozzle
- Kärcher pump with 7-year warranty
- Diaphragm float valve (no float ball or lever arm)
- "Stay-in-Place" ignition pilot light with swing out burner ring
- Stay-tite spring loaded belt tensioning system
- Cool wall cabinet construction



Natural gas-heated 3.5-5 GPM medium cabinet design

Order No.	Model	GPM	PSI	Voltage	Phase	Amps	HP	Pump	Pump RPM	BTU	Dimensions (L x W x H) inches	Weight (lbs.)
1.109-715.0	HDS 3.5/20 Ea ST NG	3.5	2000	230V	1 ph	25	5	KD4020R	1350	310,000	49 x 24 x 48	815
1.109-716.0	HDS 4.0/22 Ea ST NG	4	2200	230V	1 ph	29	6.2	KM4035R	1250	364,000	49 x 24 x 48	843
1.109-717.0	HDS 4.0/22 Eb ST NG	4	2200	230V	3 ph	16	6.2	KM4035R	1250	364,000	49 x 24 x 48	843
1.109-718.0	HDS 4.0/22 Ec ST NG	4	2200	460V	3 ph	7	6.2	KM4035R	1250	364,000	49 x 24 x 48	843
1.109-719.0	HDS 4.0/22 Ef ST NG	4	2200	575V	3 ph	6.5	6.2	KM4035R	1250	364,000	49 x 24 x 48	843
1.109-720.0	HDS 4.0/22 Eg ST NG	4	2200	208V	1 ph	30	6.2	KM4035R	1250	364,000	49 x 24 x 48	843
1.109-721.0	HDS 4.0/22 Eh ST NG	4	2200	208V	3 ph	18	6.2	KM4035R	1250	364,000	49 x 24 x 48	843
1.109-723.0	HDS 3.9/30 Ea ST NG	3.9	3000	230V	1 ph	36	8.2	KM4035R	1225	354,000	49 x 24 x 48	856
1.109-724.0	HDS 3.9/30 Eb ST NG	3.9	3000	230V	3 ph	25	8.2	KM4035R	1225	354,000	49 x 24 x 48	856
1.109-725.0	HDS 3.9/30 Ec ST NG	3.9	3000	460V	3 ph	15	8.2	KM4035R	1225	354,000	49 x 24 x 48	856
1.109-726.0	HDS 3.9/30 Ef ST NG	3.9	3000	575V	3 ph	14	8.2	KM4035R	1225	354,000	49 x 24 x 48	856
1.109-727.0	HDS 3.9/30 Eg ST NG	3.9	3000	208V	1 ph	38	8.2	KM4035R	1225	354,000	49 x 24 x 48	856
1.109-728.0	HDS 3.9/30 Eh ST NG	3.9	3000	208V	3 ph	27	8.2	KM4035R	1225	354,000	49 x 24 x 48	856
1.109-736.0	HDS 4.8/30 Ea ST NG	4.8	3000	230V	1ph	40	10	KT6035R	1225	415,000	49 x 24 x 48	885
1.109-737.0	HDS 4.8/30 Eb ST NG	4.8	3000	230V	3ph	26	10	KT6035R	1225	415,000	49 x 24 x 48	885
1.109-738.0	HDS 4.8/30 Ec ST NG	4.8	3000	460V	3ph	15	10	KT6035R	1225	415,000	49 x 24 x 48	885
1.109-739.0	HDS 4.8/30 Ef ST NG	4.8	3000	575V	3ph	14	10	KT6035R	1225	415,000	49 x 24 x 48	885
1.109-740.0	HDS 4.8/30 Eg ST NG	4.8	3000	208V	1ph	49	10	KT6035R	1225	415,000	49 x 24 x 48	885
1.109-741.0	HDS 4.8/30 Eh ST NG	4.8	3000	208V	3ph	32	10	KT6035R	1225	415,000	49 x 24 x 48	885
1.109-730.0	HDS 5.0/23 Ea ST NG	5.0	2300	230V	1ph	36	8.2	KT6035R	1225	439,000	49 x 24 x 48	856
1.109-731.0	HDS 5.0/23 Eb ST NG	5.0	2300	230V	3ph	25	8.2	KT6035R	1225	439,000	49 x 24 x 48	856
1.109-732.0	HDS 5.0/23 Ec ST NG	5.0	2300	460V	3ph	15	8.2	KT6035R	1225	439,000	49 x 24 x 48	856
1.109-733.0	HDS 5.0/23 Ef ST NG	5.0	2300	575V	3ph	14	8.2	KT6035R	1225	439,000	49 x 24 x 48	856
1.109-734.0	HDS 5.0/23 Eg ST NG	5.0	2300	208V	1ph	38	8.2	KT6035R	1225	439,000	49 x 24 x 48	856
1.109-735.0	HDS 5.0/23 Eh ST NG	5.0	2300	208V	3ph	27	8.2	KT6035R	1225	439,000	49 x 24 x 48	856



LP gas-heated 3.5-5 GPM medium cabinet design

Order No.	Model	GPM	PSI	Voltage	Phase	Amps	HP	Pump	Pump RPM	BTU	Dimensions (L x W x H) inches	Weight (lbs.)
1.109-756.0	HDS 3.5/20 Ea ST LP	3.5	2000	230V	1 ph	25	5	KD4020R	1350	310,000	49 x 24 x 48	815
1.109-757.0	HDS 4.0/22 Ea ST LP	4	2200	230V	1 ph	29	6.2	KM4035R	1250	364,000	49 x 24 x 48	843
1.109-758.0	HDS 4.0/22 Eb ST LP	4	2200	230V	3 ph	16	6.2	KM4035R	1250	364,000	49 x 24 x 48	843
1.109-759.0	HDS 4.0/22 Ec ST LP	4	2200	460V	3 ph	7	6.2	KM4035R	1250	364,000	49 x 24 x 48	843
1.109-760.0	HDS 4.0/22 Ef ST LP	4	2200	575V	3 ph	6.5	6.2	KM4035R	1250	364,000	49 x 24 x 48	843
1.109-761.0	HDS 4.0/22 Eg ST LP	4	2200	208V	1 ph	30	6.2	KM4035R	1250	364,000	49 x 24 x 48	843
1.109-762.0	HDS 4.0/22 Eh ST LP	4	2200	208V	3 ph	18	6.2	KM4035R	1250	364,000	49 x 24 x 48	843
1.109-764.0	HDS 3.9/30 Ea ST LP	3.9	3000	230V	1 ph	36	8.2	KM4035R	1225	354,000	49 x 24 x 48	856
1.109-765.0	HDS 3.9/30 Eb ST LP	3.9	3000	230V	3 ph	25	8.2	KM4035R	1225	354,000	49 x 24 x 48	856
1.109-766.0	HDS 3.9/30 Ec ST LP	3.9	3000	460V	3 ph	15	8.2	KM4035R	1225	354,000	49 x 24 x 48	856
1.109-767.0	HDS 3.9/30 Ef ST LP	3.9	3000	575V	3 ph	14	8.2	KM4035R	1225	354,000	49 x 24 x 48	856
1.109-768.0	HDS 3.9/30 Eg ST LP	3.9	3000	208V	1 ph	38	8.2	KM4035R	1225	354,000	49 x 24 x 48	856
1.109-769.0	HDS 3.9/30 Eh ST LP	3.9	3000	208V	3 ph	27	8.2	KM4035R	1225	354,000	49 x 24 x 48	856
1.109-777.0	HDS 4.8/30 Ea ST LP	4.8	3000	230V	1ph	40	10	KT6035R	1225	415,000	49 x 24 x 48	885
1.109-778.0	HDS 4.8/30 Eb ST LP	4.8	3000	230V	3ph	26	10	KT6035R	1225	415,000	49 x 24 x 48	885
1.109-779.0	HDS 4.8/30 Ec ST LP	4.8	3000	460V	3ph	15	10	KT6035R	1225	415,000	49 x 24 x 48	885
1.109-780.0	HDS 4.8/30 Ef ST LP	4.8	3000	575V	3ph	14	10	KT6035R	1225	415,000	49 x 24 x 48	885
1.109-781.0	HDS 4.8/30 Eg ST LP	4.8	3000	208V	1ph	49	10	KT6035R	1225	415,000	49 x 24 x 48	885
1.109-782.0	HDS 4.8/30 Eh ST LP	4.8	3000	208V	3ph	32	10	KT6035R	1225	415,000	49 x 24 x 48	885
1.109-771.0	HDS 5.0/23 Ea ST LP	5.0	2300	230V	1ph	36	8.2	KT6035R	1225	439,000	49 x 24 x 48	856
1.109-772.0	HDS 5.0/23 Eb ST LP	5.0	2300	230V	3ph	25	8.2	KT6035R	1225	439,000	49 x 24 x 48	856
1.109-773.0	HDS 5.0/23 Ec ST LP	5.0	2300	460V	3ph	15	8.2	KT6035R	1225	439,000	49 x 24 x 48	856
1.109-774.0	HDS 5.0/23 Ef ST LP	5.0	2300	575V	3ph	14	8.2	KT6035R	1225	439,000	49 x 24 x 48	856
1.109-775.0	HDS 5.0/22 Eg ST LP	5.0	2200	208V	1ph	38	8.2	KT6035R	1225	439,000	49 x 24 x 48	856
1.109-776.0	HDS 5.0/23 Eh ST LP	5.0	2300	208V	3ph	27	8.2	KT6035R	1225	439,000	49 x 24 x 48	856



- Kärcher Easy Press trigger gun
- Kärcher Power Nozzle
- Kärcher pump with 7-year warranty
- Diaphragm float valve (no float ball or lever arm)
- "Stay-in-Place" ignition pilot light with swing out burner ring
- Stay-tite spring loaded belt tensioning system
- Cool wall cabinet construction



Natural gas-heated 6.3+ GPM large cabinet design

Order No.	Model	GPM	PSI	Voltage	Phase	Amps	HP	Pump	Pump RPM	BTU	Dimensions (L x W x H) inches	Weight (lbs.)
1.109-744.0	HDS 6.3/32 Eb ST NG	6.3	3200	230V	3ph	39	15	KT6035R	1625	507,000	64 x 35 x 61	1825
1.109-745.0	HDS 6.3/32 Ec ST NG	6.3	3200	460V	3ph	19	15	KT6035R	1625	507,000	64 x 35 x 61	1825
1.109-746.0	HDS 6.3/32 Ef ST NG	6.3	3200	575V	3ph	18	15	KT6035R	1625	507,000	64 x 35 x 61	1825
1.109-747.0	HDS 6.3/32 Eh ST NG	6.3	3200	208V	3ph	39	15	KT6035R	1625	507,000	64 x 35 x 61	1825
1.109-748.0	HDS 8.0/32 Eb ST NG	8.0	3200	230V	3ph	46	20	KX9536R	1458	658,000	64 x 35 x 61	1840
1.109-749.0	HDS 8.0/32 Ec ST NG	8.0	3200	460V	3ph	26	20	KX9536R	1458	658,000	64 x 35 x 61	1840
1.109-750.0	HDS 8.0/32 Ef ST NG	8.0	3200	575V	3ph	26	20	KX9536R	1458	658,000	64 x 35 x 61	1840
1.109-751.0	HDS 8.0/32 Eh ST NG	8.0	3200	208V	3ph	52	20	KX9536R	1458	658,000	64 x 35 x 61	1840
1.109-752.0	HDS 9.5/30 Eb ST NG	9.5	3000	230V	3ph	52	20	KX1036R	1650	816,000	64 x 35 x 61	1910
1.109-753.0	HDS 9.5/30 Ec ST NG	9.5	3000	460V	3ph	26	20	KX1036R	1650	816,000	64 x 35 x 61	1910
1.109-754.0	HDS 9.5/30 Ef ST NG	9.5	3000	575V	3ph	26	20	KX1036R	1650	816,000	64 x 35 x 61	1910
1.109-755.0	HDS 9.5/30 Eh ST NG	9.5	3000	208V	3ph	52	20	KX1036R	1650	816,000	64 x 35 x 61	1910



LP gas-heated 6.3+ GPM large cabinet design

Order No.	Model	GPM	PSI	Voltage	Phase	Amps	HP	Pump	Pump RPM	BTU	Dimensions (L x W x H) inches	Weight (lbs.)
1.109-785.0	HDS 6.3/32 Eb ST LP	6.3	3200	230V	3ph	39	15	KT6035R	1625	507,000	64 x 35 x 61	1825
1.109-786.0	HDS 6.3/32 Ec ST LP	6.3	3200	460V	3ph	19	15	KT6035R	1625	507,000	64 x 35 x 61	1825
1.109-787.0	HDS 6.3/32 Ef ST LP	6.3	3200	575V	3ph	18	15	KT6035R	1625	507,000	64 x 35 x 61	1825
1.109-788.0	HDS 6.3/32 Eh ST LP	6.3	3200	208V	3ph	39	15	KT6035R	1625	507,000	64 x 35 x 61	1825
1.109-789.0	HDS 8.0/32 Eb ST LP	8.0	3200	230V	3ph	46	20	KX9536R	1458	658,000	64 x 35 x 61	1840
1.109-790.0	HDS 8.0/32 Ec ST LP	8.0	3200	460V	3ph	26	20	KX9536R	1458	658,000	64 x 35 x 61	1840
1.109-791.0	HDS 8.0/32 Ef ST LP	8.0	3200	575V	3ph	26	20	KX9536R	1458	658,000	64 x 35 x 61	1840
1.109-792.0	HDS 8.0/32 Eh ST LP	8.0	3200	208V	3ph	52	20	KX9536R	1458	658,000	64 x 35 x 61	1840
1.109-793.0	HDS 9.5/30 Eb ST LP	9.5	3000	230V	3ph	52	20	KX1036R	1650	816,000	64 x 35 x 61	1910
1.109-794.0	HDS 9.5/30 Ec ST LP	9.5	3000	460V	3ph	26	20	KX1036R	1650	816,000	64 x 35 x 61	1910
1.109-795.0	HDS 9.5/30 Ef ST LP	9.5	3000	575V	3ph	26	20	KX1036R	1650	816,000	64 x 35 x 61	1910
1.109-796.0	HDS 9.5/30 Eh ST LP	9.5	3000	208V	3ph	52	20	KX1036R	1650	816,000	64 x 35 x 61	1910

For more information, please contact:



1150 Davis Road, Suite J, Elgin, IL 60123
P: (847) 468-8800 • (800) 788-8867 • F: (847) 468-8811
www.lorchem.com • info@lorchem.com

We Know How To Get Things **CLEAN**