

**PRODUCT CATALOG**

Fifteenth Edition



**TORNADO**  
TAKES YOU TO  
**NEW HEIGHTS**  
OF CLEAN



## TABLE OF CONTENTS

CARPET CARE	4
FLOOR MACHINES	23
SWEEPERS	30
AUTOMATIC SCRUBBERS	33
COMMERCIAL TANK VACUUMS	43
JUMBO INDUSTRIAL VACUUMS	47
SPECIALTY UNITS	51

## Dear Colleague:

With the goal of helping our dealers and customers become more successful and productive, Tornado® is committed to providing innovative solutions for every cleaning task. In reviewing this catalog you will find one of the largest, most complete selections of cleaning equipment available in the industry today, as well as a host of new must-have equipment including a world class automatic scrubber line for hard floors, and the Essentials Line of value-priced equipment for the In-House Facility Manager.

Tornado's® innovative strength is demonstrated year after year by the growing number of patents that protect our technology, and the fact that 75% of our products have been developed within the last five years. The line is backed by:

- engineering staffs located in Ft. Worth Texas, St. Louis Missouri, St. James Missouri, Southampton UK, and Suzhou, China
- round-the-clock global engineering and product development capabilities ensuring greater speed-to-market and product innovation
- over 140 years of commercial floor care industry experience
- a financially strong, 100% American owned and operated company

We understand that preserving the value of property, protecting the environment, and shortening cleaning times is our primary business. Our aim is to reduce costs and increase profits for our customers.

In addition to great products, we are proud to have a team of talented and dedicated associates. People who believe in our products, and our goals. People who believe in what we do, and how we do it. People who are striving to make your world a little better, everyday.

To our customers, dealers, and associates, we pledge continuous improvement, and promise to give you our very best.

Sincerely,

Tornado® Industries



**Michael Schaffer**

President

For more information or to place an order, please contact:



1150 Davis Road, Suite J • Elgin, IL 60123  
(800) 788-8867 • [info@lorchem.com](mailto:info@lorchem.com) • [www.lorchem.com](http://www.lorchem.com)

*We Know How To Get Things* **CLEAN**

# BY PARTNERING WITH THE BEST, WE'VE ELIMINATED THE REST THE DEUTER DIFFERENCE

**NEW!**  
Unmatched  
Revolutionary  
Comfort

## Pac-Vac<sup>®</sup> 6 and 10 Aircomfort

The Patented Aircomfort System Includes:

- 1.** Aircomfort harness allows air to escape from three sides, reducing wearer perspiration by up to 25% over a normal closed back system, positively impacting the operator's body temperature.
- 2.** Aluminum stays direct weight to the hip belt, enhancing the stability of the integrated Aircomfort back system.
- 3.** Anatomically shaped shoulder straps with 3D Air Mesh lining.
- 4.** Contoured hip belt with bilaminare foam reinforced with PE provides comfort on the hips.

The Deuter Aircomfort harness system on Tornado's Pac-Vac 6 and 10 Aircomfort Series offers **five unique adjustments**, ensuring a secure, cool, and individualized fit:

- a.** Patented Vari-Quick System
- b.** Shoulder straps
- c.** Hip belt
- d.** Sternum straps
- e.** Stabilizer straps



If you should have an inquiry regarding a current order you have with Tornado just call **1-800-VACUUMS** and ask for an Inside Sales Representative (Please have the order number available).

For product literature, specifications, performance data, the latest pricing, or your local Tornado Representative's contact information, just visit us on the web at: [www.tornadovac.com](http://www.tornadovac.com)

When placing an order with Tornado please make available your:

- Company Name or Account number
- Purchase Order (PO) number
- Part number/s
- Shipping Address

This information will allow us to process your order quickly and efficiently.





## A perfect blend of durability, price and performance.

At only 8 pounds, the Tornado® **CK LW 13/1** has the power to deliver heavyweight commercial cleaning results with an incredible 160 CFM . Tackling even the toughest commercial cleaning tasks, the **CK LW 13/1** will not only maximize cleaning speed and results, it will help minimize on-the-job injuries due to its light weight.

Featuring dual fan technology for better cleaning, a huge top-loading filter bag, and a low-profile design that lays completely flat to reach underneath beds and other furniture, the CK LW has what it takes to get the job done. Built with tough polypropylene materials and aluminum, the CK LW will outlast other commercial lightweight vacuums of its kind.

The **CK LW 13/1** incorporates a motor exhaust filter for facilities that require containment of dust and fine particles. The result is improved indoor air quality (IAQ), while also ensuring maximum airflow, which is required for deep down carpet cleaning.

The 3-stage filtration system includes a unique, antimicrobial CleanBreeze disposable filter bag, a cloth outer filter bag, and a HEPA motor exhaust filter cartridge as standard. The disposable CleanBreeze collection filter is an intricate web of randomly spun polymer fibers capturing up to 60% more particles and allergens than conventional paper bags.

**Only 8 Pounds!**

**CK LW 13/1 8 LB. LIGHTWEIGHT VACUUM**



### INNOVATIVE

Wooden brush roll with 10 mm non-crimped brushes and easy change belt.



### CONVENIENT ON/OFF SWITCH LOCATION

Ergonomic handle with easy to use switch and convenient cord lock.

### ADDITIONAL KEY FEATURES

- Dual fan technology
- Extra wide, non-marking injection molded rubber bumper
- Powerful motor that delivers 160 CFM
- Moves effortlessly from carpet to hard floor surfaces
- Self-adjusting brush roll
- CleanBreeze collection filter
- 50 foot, 3 wire commercial cord
- Light providing illumination of work area
- One year commercial warranty
- Made in the U.S.A.



### CONVENIENT

Low profile lays completely flat to reach under beds and other furniture.

PRODUCT SPECIFICATIONS	
MODEL	CK LW 13/1
CATALOG NUMBER	97130
MACHINE DIMENSIONS	
L X W X H	10" x 13.75" x 49"
NET WEIGHT	8 lbs.
RECOVERY BAG CAPACITY	432 cubic inches
CORD TYPE / LENGTH	50', 18 gauge, 3-wire SJT, Black
DESIGN CHARACTERISTICS	
CORD STRAIN RELIEF	Yes
HANDLE DESIGN	Anodized aluminum, Injection-molded comfort grip
HOUSING BUMPER	Non-marking, front and side protection
EASY DEBRIS ACCESS	Yes
BELT TYPE / DESIGN	Single, flat
CLEANING SYSTEM	
CFM	160
CLEANING PATH	13" with edge cleaning
BRUSH ROLL	Wood core with 10 mm bristles
BAG TYPES	Cloth / Microfiber / Paper
FILTRATION SYSTEM	3-Stage System
EASY ACCESS THROAT / HOSES	Yes
ON BOARD TOOLS	No
MOTORS	
VACUUM MOTOR	1 hp/6 amps
SOUND LEVEL	82 dB
WARRANTY	
LABOR	1 year*
PARTS	1 year*
REPLACEMENT ITEMS AND ACCESSORIES	
CLEANBREEZE DISPOSABLE FILTER BAG (6 PACK)	D211-5500
ROLLER BAR FOR CK LW 13/1	B012-3000
HEPA FILTER CARTRIDGE	B051-0700
OUTER CLOTH BAG	D431-0700
LIGHT	A350-0000
FOAM FILTER IN LIEU OF HEPA EXHAUST FILTER	B015-0200
PAPER COLLECTION BAG (6 PACK)	259PB
BELT	B014-0814

\* See full warranty for details

## 14 inch commercial upright vacuum

The all new **CK 14/1 Pro** adds price, performance, and proven durability to Tornado's already impressive lineup of industry leading commercial upright carpet vacuums. Combining affordability, superior airflow, the benefits of an enclosed bag system, onboard tools, and a HEPA cartridge filter, the **CK 14/1 Pro** is a great combination of value and performance. LEED qualifying at less than 70dBa, and the Carpet and Rug Institute (CRI) Seal of Approval, Silver Level, the **CK 14/1 Pro** features a 14 inch cleaning path. Constructed with extremely durable polypropylene and metal construction materials, the unit tackles tough cleaning tasks, with tested and certified performance.

With on-board tools, the **CK 14/1 Pro's** powerful suction is ready at your fingertips for above-floor cleaning. The **CK 14/1 Pro** is flexible, reliable, and perfect for use in a variety of indoor environments including hospitals, healthcare facilities, schools and universities, hotels, resorts, restaurants, commercial office buildings, retail stores and shopping malls, and more.

The three-stage filtration system includes a unique CleanBreeze disposable filter bag, an intake filter, and a HEPA filter cartridge as standard. The CleanBreeze filter is an intricate web of randomly spun polymer fibers capturing up to 60% more particles and allergens than conventional paper bags.

Reducing and minimizing dust particles and contaminants are critical to ensuring healthy buildings. While vacuuming is an extremely effective tool in removing potential allergens, use of the wrong machine can actually reintroduce contaminants back into the air. Equipped with a HEPA exhaust cartridge filter, the CK 14/1 Pro is designed to help contain fine particulate and dust, contributing to improving indoor air quality (IAQ) and reducing risks associated with the redistribution of potentially harmful particles and allergens.

**Affordably Priced  
to Reduce Vacuum  
Operating Costs!**



**CK 14/1 PRO**

PRODUCT SPECIFICATIONS	
<b>MODEL</b>	<b>CK 14/1 PRO</b>
<b>CATALOG NUMBER</b>	98147
<b>CLEANING PATH</b>	14 in / 350 mm
<b>PRODUCTIVITY PER HOUR</b>	2,857 sq. ft. / 265 sq. m
<b>AIRFLOW</b>	120 cfm / 3.4 m3/h
<b>CAPACITY</b>	3.8 qt / 3.6 L
<b>SOUND LEVEL</b>	69.9 dB(A)
<b>FILTRATION SYSTEM</b>	3-Stage, including HEPA cartridge Exhaust filter
<b>VAC MOTOR</b>	1200 W / 10 A
<b>POWER CORD LENGTH</b>	50 ft / 15 m
<b>POWER</b>	120 V / 60 Hz
<b>WEIGHT</b>	20.6 lbs / 9.36 kg
<b>DIMENSIONS (L X W X H) (IN. / MM)</b>	12.5 in x 14.75 in. x 44 in 320 mm x 370 mm x 1120 mm
WARRANTY	
<b>LABOR</b>	1 year*
<b>PARTS</b>	1 year*
REPLACEMENT ITEMS	
<b>HEPA FILTER</b>	90144
<b>BRUSH BELT</b>	33561
<b>CREVICE TOOL</b>	90142
<b>DUSTING BRUSH</b>	90143
<b>ROLLER BAR</b>	33574
<b>TELESCOPIC WAND</b>	36000
<b>VACUUM MOTOR INTAKE FILTER</b>	90145
<b>CLEAN BREEZE BAG (SET OF 10)</b>	90141
OPTIONAL ITEMS	
<b>PAPER COLLECTION BAGS (SET OF 10)</b>	90147
<b>FOAM FILTER IN LIEU OF HEPA FILTER</b>	90146

### INSTALLING THE FILTER IS A BREEZE

The CK 14/1 Pro comes standard with a HEPA Filter cartridge for added indoor air quality protection. The easy access location of the HEPA cartridge makes changing it a breeze, but we didn't stop there. Any operator will tell you that installing the collection filter bag without tearing them on most vacuums is a difficult task. Designed by professionals for professionals, the Tornado CK 14/1 Pro features a simple slide-in design, making torn filters a thing of the past.



### NEW ERGONOMIC HANDLE FOR SUPREME COMFORT

With an all-new design for unmatched comfort, the CK 14/1 Pro delivers high-end performance, productivity and comfort at a modest price, reducing your operating costs.



### PRODUCTIVITY SOARS WITH ON-BOARD TOOLS

Increase cleaning productivity and coverage with on-board crevice and upholstery tools. Plus, with the help of the wand you'll increase cleaning reach up to 30%!

\* See full warranty for details

# 14 inch Dual Motor Upright Vacuum. Price, Performance and Proven Durability.

The all new **CK 14/2 Pro** adds price, performance, and proven durability to Tornado's already impressive lineup of industry leading commercial upright carpet vacuums. Combining affordability, superior airflow, the benefits of an enclosed bag system, on-board tools, and a HEPA cartridge filter for healthier indoor air quality, the **CK 14/2 Pro** is a great combination of value and performance. LEED qualifying at less than 70 dBA, and the Carpet and Rug Institute (CRI) Seal of Approval, Silver Level, the CK 14/2 Pro features a 14 inch cleaning path. Constructed with extremely durable polypropylene and metal construction materials, the unit tackles tough cleaning tasks, with tested and certified performance.

The **CK 14/2 Pro** incorporates separate vacuum and brush roll motors. By using a two motor system, operators are able to increase soil recovery, prolong brush-motor life, and improve carpet appearance and longevity.

The three-stage filtration system includes a unique Clean-Breeze disposable filter bag, an intake filter, and a HEPA filter cartridge as standard. The CleanBreeze filter is an intricate web of randomly spun polymer fibers capturing far more particles and allergens than conventional paper bags. Dust emissions are reduced by as much as 60% over traditional paper filters.

Reducing and minimizing dust particles and contaminants are critical to ensuring healthy buildings. While vacuuming is an extremely effective tool in removing potential allergens, use of the wrong machine can actually reintroduce contaminants back into the air. By incorporating all three filter types, the **CK 14/2 Pro** is designed to help improve indoor air quality (IAQ) and reduce the risks associated with the redistribution of potentially harmful particles and allergens.

**Affordably Priced to Reduce Vacuum Operating Costs!**



Perfect for LEED buildings, qualifying with CRI SOA Silver Performance and noise levels less than 70 dBA

**CK 14/2 PRO**

### INSTALLING THE FILTER IS A BREEZE

The CK 14/2 Pro comes standard with a HEPA Filter cartridge for added indoor air quality protection. The easy access location of the HEPA cartridge makes changing it a breeze, but we didn't stop there. Any operator will tell you that installing the collection filter bag without tearing them on most vacuums is a difficult task. Designed by professionals for professionals, the Tornado CK 14/2 Pro features a simple slide-in design, making torn filters a thing of the past.



### NEW ERGONOMIC HANDLE FOR SUPREME COMFORT

With an all-new design for unmatched comfort, the CK 14/2 Pro delivers high-end performance, productivity and comfort at a modest price, reducing your operating costs.



### PRODUCTIVITY SOARS WITH ON-BOARD TOOLS

Increase cleaning productivity and coverage with on-board crevice and upholstery tools. Plus, with the help of the wand you'll increase cleaning reach up to 30%!

PRODUCT SPECIFICATIONS	
<b>MODEL</b>	<b>CK 14/2 PRO</b>
<b>CATALOG NUMBER</b>	98152
<b>PRODUCTIVITY PER HOUR</b>	2,857 sq. ft. / 265 sq. m
<b>AIRFLOW</b>	120 cfm / 3.4 m3/h
<b>CAPACITY</b>	3.8 qt / 3.6 L
<b>SOUND LEVEL</b>	69.9 dB(A)
<b>FILTRATION SYSTEM</b>	Three stage filtration, including HEPA cartridge
<b>VAC MOTOR</b>	1200 W / 10 A
<b>POWER CORD LENGTH</b>	50 ft / 15 m
<b>WEIGHT</b>	24.2 lbs / 10.98 kg
<b>DIMENSIONS (L X W X H) (IN. / MM)</b>	12.5 in x 14.75 in. x 44 in 320 mm x 370 mm x 1120 mm
WARRANTY	
<b>LABOR</b>	1 year*
<b>PARTS</b>	1 year*
REPLACEMENT ITEMS	
<b>HEPA FILTER</b>	90144
<b>BRUSH BELT</b>	33561
<b>CREVICE TOOL</b>	90142
<b>DUSTING BRUSH</b>	90143
<b>ROLLER BAR</b>	36001
<b>TELESCOPIC WAND</b>	36000
<b>VACUUM MOTOR INTAKE FILTER</b>	90145
<b>CLEAN BREEZE BAG (SET OF 10)</b>	90141
OPTIONAL ITEMS	
<b>PAPER COLLECTION BAGS (SET OF 10)</b>	90147
<b>FOAM FILTER IN LIEU OF HEPA FILTER</b>	90146

\* See full warranty for details



The Tornado® CV 30 and CV 38 provide effortless operation, versatility, innovative features, ergonomic design, and unmatched performance.

New More Subtle Color!



CV 30 12"  
CV 38 15"



The Tornado® CV 30 and CV 38 are the most distinctive single motor uprights in their class. Some of the largest consumers of upright vacuums in the market helped us design these units from the ground up. A lightweight handle, brush-assisted movement, on-board tools, quiet operation, and HEPA cartridge filter make the Tornado® CV 30 and CV 38 the choice of cleaning professionals.

The filter system is designed to help minimize fine particulate and dust, contributing towards improving indoor air quality and reducing the risk associated with the redistribution of potentially harmful particles and allergens.

And it is available in two convenient sizes: 12" and 15" models to meet all of your cleaning needs.

Buy yesterday's vacuum design from competitors or you can buy the future of vacuuming technology from Tornado®.



**VERSATILITY**

The Tornado® CV 30 and CV 38 provide effortless operation, versatility, innovative features, ergonomic design, quiet operation, and HEPA filtration for use in many different environments including:

- Hospitals and Healthcare Facilities
- Schools and Universities
- Hotels and Resorts
- Restaurants
- Commercial Office Buildings
- Retail Stores and Shopping Malls
- Industrial Facilities, large and small

**3-STAGE FILTRATION**

The 3-stage filtration system includes a unique CleanBreeze disposable filter bag, an intake filter, and a HEPA filter cartridge all as standard. The CleanBreeze disposable filter is an intricate web of randomly spun polymer fibers capturing far more particles and allergens than conventional paper bags. Dust emissions are reduced up to 60% over traditional paper filters.

PRODUCT SPECIFICATIONS		
MODEL	CV 30	CV 38
CATALOG NUMBER	91449	91451
MACHINE DIMENSIONS		
DIMENSIONS (L X W X H)	12.75" X 12" X 45"	12.75" X 15" X 45"
WEIGHT	17.4 LBS	18 LBS
RECOVERY BAG CAPACITY	5.51 liter/1.72 gal	5.51 liter/1.72 gal
DESIGN CHARACTERISTICS		
CFM	102	102
WATER LIFT	81.5"	81.5"
POWER CORD TYPE	40', 18 gauge, 3-wire SJT, safety yellow	40', 18 gauge, 3-wire SJT, safety yellow
SOUND LEVEL	66 dB	66 dB
VAC MOTOR	9 AMP	9 AMP
WARRANTY		
LABOR	1 year*	1 year*
PARTS	1 year*	1 year*
STANDARD ACCESSORIES		
CREVICE TOOL	K6906240	K6906240
UPHOLSTERY/ UTILITY TOOL	K6900233	K6900233
CLEANBREEZE DISPOSABLE COLLECTION BAG (10 PK)	K6904305**	K6904305**
ROLLER BAR	K6906641	K69066440
HEPA FILTER CARTRIDGE	K6414760	K6414760
VAC MOTOR INTAKE FILTER	K5731611	K5731611
OPTIONAL ACCESSORIES		
FOAM FILTER CARTRIDGE (3 PK) (USED IN LIEU OF HEPA)	K6414761	K6414761
CLOTH REUSABLE FILTER BAG	K6904301	K6904301
PAPER COLLECTION BAG (10 PK)	K6904294	K6904294
PAPER COLLECTION BAG (300 PK)	K6904303	K6904303

\* See full warranty for details

\*\* One bag included with unit.



**INSTALLING THE FILTER IS A BREEZE**

Any operator will tell you that installing filter bags without tearing them is difficult. The units feature a patent-pending design making torn bags a thing of the past. Simply slide the bag in, turn a lever, and you're done.

**EASY TO CLEAN**

The vacuum hose and throat can be easily accessed to clean out debris that is trapped inside.



New More Subtle Color!



CV 38 DUAL

CV 48 DUAL



**CHANGEABLE ROLLER BRUSH**  
Requires no tools and allows hairs, threads, etc. to be removed quickly and easily.

**3-STAGE FILTRATION**  
The filtration system includes a disposable filter bag, an intake filter, and a HEPA filter cartridge.



**FILTER INSTALLATION IS A BREEZE**  
Removal-system allows a nearly dust free filter bag change and opens with an easy to operate pivoted lever.



**EASY TO CLEAN**  
The vacuum hose and throat can be easily accessed to clean out debris that is trapped inside.

**LOW PROFILE**  
With a handle that lowers flat to the ground, the CV Dual vacuums reach areas under furniture comfortably.



Dual motor vacuums with unmatched performance.

Tornado's new **CV 38 and CV 48 Dual Motor** upright vacuums offer optimum power through increased rpms and brush speeds, tackling the most challenging cleaning environments. Individual vacuum and brush roll motors increase soil recovery, prolong brush-motor life, and improve carpet appearance and longevity. In addition, these units offer ergonomic operator comfort and whisper-quiet operation and are perfect for noise-sensitive facilities such as hotels, schools and libraries.

The filter system is designed to help contain fine particulate and dust, contributing towards improving indoor air quality and reducing the risk associated with the redistribution of potentially harmful particles and allergens.

The 3-stage filtration system includes a unique CleanBreeze disposable filter bag, an intake filter, and a HEPA filter cartridge all as standard. The CleanBreeze disposable filter is an intricate web of randomly spun polymer fibers that captures up to 60% more particles and allergens than conventional paper bags.

The **CV 38 Dual and CV 48 Dual** provide effortless operation, versatility, innovative features, ergonomic design, quiet operation, and HEPA filtration for use in many different industries including, healthcare, education, hospitality, retail and industrial facilities.

PRODUCT SPECIFICATIONS		
MODEL	CV 38 DUAL	CV 48 DUAL
CATALOG NUMBER	91415	91419
MACHINE DIMENSIONS		
DIMENSIONS (L X W X H)	14" x 15" x 45"	14" x 19" x 45"
NET WEIGHT	21 lbs.	21 lbs.
SHIPPING WEIGHT	25 lbs.	26 lbs.
RECOVERY BAG CAPACITY	6 quarts	6 quarts
DESIGN CHARACTERISTICS		
CORD TYPE	40', 18 gauge, 3-wire SJT, safety yellow	40', 18 gauge, 3-wire SJT, safety yellow
CORD STRAIN RELIEF	Yes	Yes
BODY CONSTRUCTION	Polypropylene	Polypropylene
HANDLE DESIGN	Ergonomic	Ergonomic
HOUSING BUMPER	Non-Marking	Non-Marking
EASY DEBRIS ACCESS	Yes	Yes
BELT TYPE / DESIGN	Non-slip toothed	Non-slip toothed
STANDARD BAG TYPE	Cleanbreeze	Cleanbreeze
CLEANING SYSTEM		
CFM	102	100
WATER LIFT	100"	97"
CLEANING PRODUCTIVITY	3,433	4,085
SOUND LEVEL	67 dB	67 dB
CLEANING PATH	15"	19"
BRUSH DESIGN	Plastic Brush Roll	Plastic Brush Roll
FILTRATION SYSTEM	3-Stage System	3-Stage System
ON BOARD TOOLS	Yes	Yes
MOTORS		
VACUUM MOTOR	1.6 hp / 12 amps	1.3 hp / 8.3 amps
BRUSH MOTOR	150 watts	150 watts
WARRANTY		
LABOR	1 year*	1 year*
PARTS	1 year*	1 year*
REPLACEMENT ITEMS		
CREVICE TOOL	K6906240	K6906240
UPHOLSTERY/ UTILITY TOOL	K6900233	K6900233
CLEANBREEZE DISPOSABLE COLLECTION BAG (10 PK)	K6904305	K6904305
BRUSH ROLLER BAR	K69066440	K47624880
HEPA FILTER CARTRIDGE	K6414760	K64847600
VAC MOTOR INTAKE FILTER	K5731611	K5731611
OPTIONAL ITEMS		
FOAM FILTER (USED IN LIEU OF HEPA) (3 PK)	K6414761	K6414761
CLOTH REUSABLE FILTER BAG	K6904301	K6904301
PAPER COLLECTION BAG (10 PK)	K6904294	K6904294

\* See full warranty for details



Outstanding clean-air performance, in a durable operator-friendly machine



CK 3030 WIDE-AREA VACUUM

If you are challenged with maintaining large carpeted areas, the 30" **CK 3030 Clean-Air Carpetkeeper** delivers unmatched vacuuming performance. High efficiency cleaning performance, clean-air filtration, and a host of operator-friendly features make this the perfect unit for malls, airports, hotels, convention centers, department stores, and hospitals.

The **CK 3030** delivers uncompromising cleaning power in a truly userfriendly package. Two high-efficiency vac motors provide 224 cfm, while a four-stage clean-air filtration system.

The 1,170 rpm brush loosens deep down dirt and revives carpet pile that gets compressed in high traffic areas. Robustly designed and constructed of rotationally-molded plastic, the **CK3030** stands up to the everyday rigors faced by today's cleaning and maintenance professional. Features include five-position brush height adjustment, stainless steel brush shoe, deadman's safety switch, and large rear wheels for effortless transport.

PRODUCT SPECIFICATIONS	
MODEL	CK 3030 WIDE-AREA VACUUM
CATALOG NUMBER	93030
MACHINE DIMENSIONS	
BASE DIMENSIONS (H X W X D)	20" X 30" X 36"
WEIGHT (NET/SHIPPING)	103 lbs.
RECOVERY BAG CAPACITY	51 Quarts / 1.6 Bushels
POWER CORD	75', 18 gauge, 3 wire, safety yellow
DESIGN CHARACTERISTICS	
BASE CONSTRUCTION	Rotationally-molded polyethylene
HANDLE	Steel tubing, fully adjustable
REAR WHEELS	10" non-marking
FRONT WHEELS (DIA.)	2" non-marking swivel casters
CLEANING SYSTEM	
CFM	224 CFM
STATIC WATERLIFT	30"
SOUND LEVEL	80 dB
CLEANING PATH	30"
BRUSH	4-row nylon brush
FILTRATION	4-Stage System
BRUSH DIMENSIONS (W X DIA.)	28" X 3"
BRUSH SPEED	1,170 RPM
BRUSH HEIGHT ADJUSTMENT	5 pile settings
DRIVE BELT	6-groove, poly-v
OVERLOAD PROTECTION	15 amp reset breaker
MOTORS	
VAC MOTOR	115V / 60Hz
VAC MOTOR (2)	1 HP, 115V
BRUSH MOTOR	.25hp / 186 watt
WARRANTY	
LABOR	1 year*
PARTS	2 years*
REPLACEMENT FILTERS AND BAGS	
(Unit comes standard with each of the below items.)	
DISPOSABLE PAPER FILTER BAGS	90701
OUTER CLOTH FILTER BAG	19816
VAC. MOTOR EXHAUST FILTER (2 REQUIRED)	19834
CLEAN-AIR EXHAUST FILTER	19855

\* See full warranty for details



**STORAGE MADE SIMPLE**

The CK 3030's handle folds down and the unit can be stood on end for storage.



**OPERATOR-FRIENDLY**

An ergonomically-designed handle with cushioned grips and safety switch are standard.

**EASE OF USE**

The CK 3030 tackles large area vacuuming projects with ease. The handle can be adjusted for operator comfort. A 75-foot power cord minimizes interruptions for outlet changes.

**BRUSH HEIGHT ADJUSTMENT**

The CK 3030 has five pile height adjustment settings. The user may change settings with a simple foot pedal.



**FOUR STAGE CLEAN-AIR FILTRATION**

**Stage 1:** Enclosed within the rotationally molded housing is a disposable paper filter bag, making disposal and replacement clean and efficient.

**Stage 2:** For added filtration Tornado® used a bag-in-bag design. The paper filter is enclosed within a durable, reusable cloth filter bag.

**Stage 3:** Each of the two vac motors is fitted with an intake filter for a third stage of filtration.

**Stage 4:** A high-performance filter cartridge is located at the motor exhaust, ensuring clean-air performance.

The combined efficiency of these four stages of filtration delivers clean-air performance that will reward you with cleaner carpets and healthier environment.



# Featuring a Harness System Designed by Deuter, The World's Leader in Professional Hiking Equipment

Partnering with Deuter, the world leader in hiking and mountain climbing backpacks, Tornado has finally made backpack vacuuming practical. The marriage of Tornado's innovative vacuum technology with Deuter's state-of-the-art harness, results in a unit we're confident you'll agree is the most comfortable backpack vacuum on the market today!

Standard, closed-back backpack vacuums can result in heat buildup on the operator's back, which can cause discomfort and decrease cleaning productivity. The specially designed and patented Aircomfort System from Deuter with a 5-point adjustable harness and breathable back panel is truly a game-changer, keeping a layer of air between the operator and machine on Tornado's Pac-Vac Series. The result? Operators are up to 25% cooler compared to a normal closed back system.

**Tornado's Pac-Vac 6 and 10 Aircomfort Backpack Vacuums** provide users with a fast and cost-effective alternative to traditional upright vacuums. Designed for performance, superior operator comfort, and increased productivity, these super-quiet units eliminate the need for multiple machines for different surfaces. Carpet, hard floors, upholstery, and above head cleaning become a breeze to clean, with productivity reaching 7,000 or more square feet per hour.



PAC-VAC 6 AND PAC-VAC 10



### ERGONOMIC

With the Vari-Quick system, users have the ability to adjust the unit to fit the exact length of their torso. There are also five points of adjustment for the harness straps, delivering a truly customized fit unmatched by other backpacks on the market.



### ACCESSORIES

Standard accessories are located on the belt for quick, hands-free convenient access. This facilitates above ground cleaning in hard-to-reach areas.

### FOUR-STAGE FILTRATION

The filtration system includes a disposable filter bag, an intake filter, and a HEPA filter cartridge to meet the needs of facilities that are striving for improved indoor air quality (IAQ).



### PACKAGED COMPLETE

Standard attachments include a crush-proof hose, double bend wand, carpet and floor tools, a dust brush, upholstery tool and crevice tool.



Be sure to watch the new product movies at <http://tornadovac.com>

PRODUCT SPECIFICATIONS		
<b>MODEL</b>	Pac-Vac 6 Aircomfort	Pac-Vac 10 Aircomfort
<b>CATALOG NUMBER</b>	93012	93014
MACHINE DIMENSIONS		
<b>L X W X H</b>	7.5 in x 9.5 in x 20.5 in 19 cm x 24 cm x 52 cm	7.5 in x 9.5 in x 25.25 in 19 cm x 24 cm x 64 cm
<b>NET WEIGHT</b>	13 lbs. / 6 kg	14 lbs. / 6 kg.
<b>RECOVERY BAG CAPACITY</b>	6 qt. / 5.69 l	10 qt. / 9.46 l
<b>CORD TYPE</b>	Pig Tail	Pig Tail
CLEANING SYSTEM		
<b>APPROVALS</b>	CRI Gold Level	CRI Gold Level
<b>AIRFLOW</b>	110 CFM / 3.11 m3/h	110 CFM / 3.11 m3/h
<b>WATERLIFT</b>	110 in. / 279 cm	110 in. / 279 cm
<b>PRODUCTIVITY PER HOUR</b>	7,407 sq. feet per hour 688 sq. meters per hour	7,407 sq. feet per hour 688 sq. meters per hour
<b>FILTRATION SYSTEM</b>	4-Stage with HEPA cartridge	4-Stage with HEPA cartridge
<b>SOUND LEVEL</b>	69.5 dB(A)	69.5 dB(A)
MOTORS		
<b>VACUUM MOTOR</b>	8.5 A	8.5 A
<b>POWER</b>	120 V / 60 Hz	120 V / 60 Hz
WARRANTY		
<b>LABOR</b>	1 year*	1 year*
<b>PARTS</b>	1 year*	1 year*
REPLACEMENT ITEMS AND ACCESSORIES		
<b>PAPER COLLECTION BAGS (SET OF 10)</b>	C352-2500	B352-7800
<b>OUTER CLOTH BAG</b>	C352-1400	C352-1500
<b>HEPA FILTER</b>	B352-2401	B352-2401
<b>MOTOR EXHAUST FILTER</b>	B352-2400	B352-2400
<b>HOSE</b>	J1006	J1006
<b>DOUBLE BEND WAND</b>	CT171	CT171
<b>17" CREVICE TOOL</b>	CT176	CT176
<b>5" UPHOLSTERY TOOL</b>	CT188	CT188
<b>3" DUSTING TOOL</b>	CT184	CT184
<b>14" EASY GLIDE CARPET TOOL</b>	CT194	CT194
<b>14" CARPET TOOL</b>	B352-PF10	B352-PF10
<b>14" HARD FLOOR TOOL</b>	C352-PF20	C352-PF20
OPTIONAL ITEMS		
<b>ALUMINUM TELESCOPING WAND</b>	CT170	CT170
<b>WAND ADAPTER</b>	J1007	J1007
<b>FOAM EXHAUST FILTER (IN LIEU OF HEPA)</b>	B352-5200	B352-5200
<b>2 FT. - 6 FT. STRECH HOSE</b>	J1005	J1005

\* See full warranty for details

## One of the quietest, most powerful canister dry vacuum in its class

Powerful, compact and efficient, the **TV2 Dry Canister Vacuum** from Tornado® is the perfect alternative to upright or backpack vacuums. The **TV2** is designed to accommodate noise-sensitive environments such as hotels, restaurants, retail outlets, offices, schools and applications where silent day cleaning is a necessity. With a sound level below 70 dB, the **TV2** is whisper quiet in its operation. Light weight, the **TV2** is highly maneuverable and can be lifted with ease. Its streamlined profile also makes storage a breeze.

The multi-stage filtration system incorporates a CleanBreeze microfiber filter bag, a permanent main filter and motor protection filter, plus a built-in HEPA exhaust air filter for optimum indoor air quality. This standard HEPA filtration system is designed to help contain fine particulate matter and dust, contributing towards improving indoor air quality. The microfiber bags are made from a tear-resistant material, reducing the vacuum's running and maintenance costs. The CleanBreeze disposable filter is an intricate web of randomly spun polymer fibers capturing up to 60% more particles and allergens than conventional paper bags.

The **TV2** was specifically designed around the user. The unit is comfortable to operate, even over an extended period of time. A new ergonomically designed handle provides the utmost in operator comfort. The unit is light to transport, and includes a large foot-operated switch and dedicated "parking spot" for the wand when not in use. When the job is complete, an integrated mount allows the user to store the power cord quickly and easily.

The **TV2** is everything you could possibly want in a Dry Canister Vacuum.



### OPERATOR FRIENDLY AND QUIET

The TV2 glides smoothly over the floor wherever the operator takes it. It's ergonomic design is comfortable and easy to use.

The TV2 is extremely quiet, less than 70 dB, ideal for noise sensitive environments. 8' hose and wand come standard with the unit, along with a crevice and dusting tool.



**Great Alternative to Upright or Backpack Vacuums!**

PRODUCT SPECIFICATIONS	
MODEL	TV2
CATALOG NUMBER	93280
VAC MOTOR	10 amps / 1200W / 1.6 hp
AIRFLOW	70 CFM / 1.98 m <sup>3</sup> /min
CAPACITY	2 gal / 10 liters
SOUND LEVEL	69 dB
POWER CORD	41 ft / 12M
POWER**	120V / 50-60 hz
WEIGHT	15 lbs / 6.80 kg
DIMENSIONS (L X W X H)(IN./MM)	20in x 14in x 14in 50cm x 35cm x 35cm
WARRANTY	
LABOR	1 year*
PARTS	1 year*
REPLACEMENT ITEMS AND ACCESSORIES	
8 FT HOSE (2.5 M)	A0002020980R
CLEANBREEZE MICROFIBER FILTER BAGS - 10 PACK (1 BAG INCLUDED WITH UNIT)	90008
HEPA FILTER	90007
DUSTING BRUSH	90003
FLOOR TOOL	90006
UPHOLSTERY TOOL	90011
CREVICE TOOL	90012
TELESCOPIC WAND	F0444100101R
OPTIONAL ACCESSORIES AND ATTACHMENTS	
TURBO UPHOLSTERY TOOL	90016
CLOTH BAG	90014

\* See full warranty for details

\*\* 230V available



### INNOVATIVE STORAGE FOR THE WAND

The TV2 features a unique "parking spot" for the wand when not in use. Simply place the wand in this convenient spot whenever downtime is involved.



### EASY ACTIVATION

With operator comfort and convenience in mind, the TV2 incorporates a large, easy to access on/off foot switch.

### TV2 CANISTER VACUUM



### TOOLS AND WAND

The crevice and dusting tools store conveniently on the wand.

### 3-STAGE FILTRATION

The TV2 incorporates a multi-stage filtration system that includes; a three-layered fleece filter bag, a permanent main filter and motor protection filter, plus a built-in HEPA exhaust filter for improved dust containment.





# The Windshear™ Storm. Compact size, low amp draw and lightweight with New Driven Air technology for fast drying

When time is money, you get more drying productivity and profits with the new **Windshear Storm!** Utilizing all-new "Driven Air" technology, this compact unit is changing the blower/dryer market as we know it today. The **Windshear Storm** is dramatically lighter and smaller, offering high airflow volume with velocity of 3,400 feet per minute. What's more, with a compact and light "briefcase-style" profile and maximum running amps of only 2.8, this unit creates the perfect Storm of drying performance, size and affordability.

Available in standard or deluxe models, the upgraded version allows you to daisy chain up to five units on one circuit for energy-efficient drying, while reducing storage concerns in transport vehicles by stacking. Professional carpet cleaners and restoration professionals can take twice as many units to the job site, compared to traditional blowers. The **Windshear Storm** truly takes drying to a whole new level!

The **Windshear Storm** is made of durable poly materials for years of continuous use. Weighing up to 45% less than traditional blowers at just 17.75 pounds, the compact design delivers increased power in a lighter, slimmer profile and offers easier transport and storage.



Half the Size of a Traditional Blower!



WINDSHEAR™ STORM



**MULTIPLE POSITION SETTINGS**

If you're looking for greater drying flexibility, the deluxe unit can be placed horizontally, vertically, on its side against the wall, or at a 20 degree angle with the kick-stand, directing airflow exactly where you need it most. The standard model offers two operating positions.



**DAISY-CHAINABLE**

The deluxe model offers an integrated power outlet, enabling you to connect up to six air movers together at one time for whole-room drying in large spaces.

**TWO MODELS AVAILABLE**

Choose the standard model, or for even greater flexibility, opt for the addition of a kick-stand and circuit breaker to daisy chain up to five units together simultaneously.

**PRODUCT SPECIFICATIONS**

MODEL	WINDSHEAR STORM	WINDSHEAR STORM
CATALOG NUMBER	98778	98780
DIMENSIONS (L X W X H)	22 in x 16.5 in x 11.5 in 56 cm x 42 cm x 29 cm	22 in x 16.5 in x 11.5 in 56 cm x 42 cm x 29 cm
NET WEIGHT	17.75 lbs./ 8 kg	18 lbs./ 8.2 kg
RUNNING AMPS	2.8 max	2.8 max
POWER	120V	120V
AIR VELOCITY	3,400 FPM	3,400 FPM
AIR-FLOW DIRECTION	0° / 90°	0° / 5° / 90°
KICKSTAND	No	Yes
DAISY CHAIN CAPABLE	No	Yes
STACKABLE	Yes	Yes
POWER CORD	20 ft. / 6 m	20 ft. / 6 m

**WARRANTY**

LABOR	1 year*	1 year*
PARTS	1 year*	1 year*

\* See full warranty for details



**STACK TWICE AS MANY UNITS IN THE SAME SPACE**

Now with the compact size of the Windshear Storm, you can store and transport twice as many blowers than before!

**QUIETER THAN CONVENTIONAL AIR MOVERS**

If noise is an issue, the Windshear Storm measures 66.5 dB at its lowest setting, and is perfect for noise-sensitive indoor environments such as schools, libraries, hospitals, hotels and more.

## Simple drying innovation in an economic package.

Designed from the ground-up by Tornado® engineers, the **Windshear™ 3000 Blower/Dryer** combines innovation, rugged construction, and common-sense design in an economic package. The **Windshear™ 3000** is the answer for drying carpets, upholstery, or hard floors.

This go-anywhere unit is a durable, rotationally-molded dryer with sensible features and unmatched professional performance. The **Windshear™ 3000** is perfect for use after fire, flood, or other water damage as well as for drying wet floors during rainy or snowy seasons. The **Windshear™** is also appropriate for general air circulation in almost any facility.

The motor is mounted at four points instead of a typical three-point mounting. This design serves to reduce noise and vibration as well as increase the machine's life. A three-speed switch permits a maximum airflow of 2,900 CFM. Airflow may be directed at three angles (0, 30, and 90-degrees), and the units are stackable for easy storage.



WINDSHEAR™ 3000

### Flexibility

The Tornado® Windshear™ 3000 provides easy operation, durability and versatility for use in many different environments including:

- Hospitals and Healthcare Facilities
- Schools and Universities
- Hotels and Resorts
- Restaurants
- Commercial Office Buildings
- Retail Stores and Shopping Malls
- Industrial Facilities, large and small
- Restoration Cleaning
- and more

PRODUCT SPECIFICATIONS	
MODEL	WINDSHEAR™ 3000
CATALOG NUMBER	98772
POWER	115V / 60Hz
SPEEDS	3
AIR-FLOW	2,900 max
AIR-FLOW DIRECTION	0° / 30° / 90°
MOTOR	.5 HP
MOTOR RATING	Continuous duty
HOUSING	Polyethylene
HANDLE	Molded in
STACKABLE	Yes
POWER CORD	25' (16/3)
SIZE (H X W X D)	18" X 14" X 20.5"
WEIGHT	30 lbs.
WARRANTY	
LABOR	1 year*
PARTS	1 year*

\* See full warranty for details



#### STACKABLE STORAGE

Space-efficient storage is simple in corners or closets thanks to molded-in stacking ribs.



#### CARRYING HANDLE AND CORD WRAP

A handle is molded-in for easy transport. The power cord can be conveniently stored when the Windshear™ is not in use.



#### THREE-ANGLE ADJUSTMENT

Angle adjustment is a built-in feature of the Windshear™. The unit's contours have been designed to permit operation at three angles. Screw in height-adjustment feet, which often get bent or lost, are eliminated. Four rubber shoes absorb vibration and provide stability. Place the unit flat for drying floors or at a 30 or 90-degree angle for drying walls or general air circulation.



Superior drying capability, ensuring spaces are dry, safe and ready for immediate use.



WINDSHEAR™ SD 3500

The Tornado® **Windshear™ SD 3500 Safety Dryer** is built with patented, rotationally molded material to withstand the harsh, every-day use of contract cleaners, restoration professionals and more. Due to its go-anywhere, durable construction, our fan will outlast other competitive models on the market today.

The possibilities are endless with Tornado's® SD 3500. With three different speed settings and operating positions, you can determine the correct air flow and velocity for maximum performance. Use the **Windshear™ SD 3500** to dry carpets, rugs, padding, subfloors, cabinets, paint, closets, baseboards, attics, furniture, draperies, or just about anything you need to dry. The **Windshear™ SD 3500** increases air-flow, cleaning efficiency, safety, and minimizes down-time in a room or large facility. What's more is the easy-to-see yellow housing helps to identify potential physical hazards, such as falling or tripping, as recommended by ANSI Standards Z53.1.

Perfect for:

- Carpets
- Rugs
- Cabinets
- Paint
- Draperies
- Furniture
- and much more



**USER FRIENDLY**

Easy to transport with optional telescoping handle for easy portability.

**ADDITIONAL KEY FEATURES**

- Reinforced motor lugs to prevent damage in transport
- Meets OSHA standards for maximum weight / size
- 3 speed settings for controlled drying
- Adjustable kickstand with three operating positions
- Molded, easy-carry handle for portability
- Aerodynamically designed for fast and easy drying
- Roto-molded high density polyethylene housing for rugged durability

PRODUCT SPECIFICATIONS	
MODEL	WINDSHEAR™ SD 3500
CATALOG NUMBER	98776
L X W X H	23" X 18" X 22"
NET WEIGHT	33 lbs.
POWER	115V/60 Hz
SPEEDS	3
AIR-FLOW (CFM)	2,900 max
AIR-FLOW DIRECTION	0° / 30° / 90°
MOTOR	.5 HP
HOUSING	Polyethylene
HANDLE	Molded in / telescoping
STACKABLE	Yes
POWER CORD	20' (18/3)
WARRANTY	
LABOR	1 year*
PARTS	1 year*

\* See full warranty for details



## An Axial Fan at an affordable price.

Tornado's® **Windshear™ Sidedraft** is built with patented, rotationally molded material to withstand the harsh, everyday use of contract cleaners, restoration professionals and more. Due to its durable construction, the Sidedraft will outlast other competitive models on the market today.

The possibilities are endless with Tornado's® **Windshear™ Sidedraft**. You can use it to dry carpets, rugs, padding, subfloors, cabinets, dry-wall, paint, closets, baseboards, attics, furniture, draperies, or just about anything you need to dry. The **Windshear™ Sidedraft** increases air-flow, cleaning efficiency, safety, and minimizes down-time in a room or large facility. Also perfect as a box fan, the Sidedraft can be used for general cooling and air circulation in any commercial or industrial setting.



WINDSHEAR™ SIDEDRAFT

PRODUCT SPECIFICATIONS	
MODEL	WINDSHEAR™ SIDEDRAFT
CATALOG NUMBER	98782
L X W X H	24" X 24" X 21"
NET WEIGHT	37 LBS
POWER	115V/60 Hz
SPEEDS	3
AIR-FLOW (CFM)	3000+
AIR-FLOW DIRECTION	-15° / 0° / 15° / 90°
MOTOR	.25 HP
HOUSING	Polyethylene
HANDLE	Molded In
STACKABLE	Yes
POWER CORD	20' (18/3)
WARRANTY	
LABOR	1 year*
PARTS	1 year*
REPLACEMENT ITEMS AND ACCESSORIES	
CASTER KIT	PDF5C

\* See full warranty for details



### PROFESSIONAL FEATURES

Multiple position versatility for optimum drying.



### KEY FEATURES

- 3000 CFM airflow
- Six position versatility, 2 speed
- Daisy chain up to 5 together with built-in GFCI outlet
- Plug up to 6 Sidedraft Dryers together into one 15 amp circuit
- Stack up to 5 high for efficient storage and transport

## Whole room drying innovation.

**Works in  
15 minutes  
or less!**

Dry an average size room in just minutes with the new Tornado® **Windshear™ Downdraft** drying technology. This new air mover from Tornado® pulls drier, warmer air from above, driving it down and out across the entire surface of the floor. One Downdraft will dry an entire room in as little as 15 minutes. Drying rooms one section at a time is a thing of the past with the **Windshear™ Downdraft**.

Angle adjustment is a built-in feature of the Downdraft. The unit's contours are designed to permit operation at three angles. You have the flexibility to place the Downdraft flat for drying floors or at 15, 30, or 90-degree angles for drying walls or to provide general air circulation. What's more is the easy-to-see yellow housing helps identify potential physical hazards, such as falling or tripping, as recommended by ANSI Standards Z53.1.



**WINDSHEAR™ DOWNDRAFT**



### WHOLE ROOM DRYING IN JUST MINUTES

The Downdraft fan pulls warmer, drier air down from the ceiling, blowing it across the entire floor for fast, complete drying.



### ADDITIONAL KEY FEATURES

- 6-blade precision pitched fan with high velocity motor for fast drying
- 3500 CFM 2 speed motor rated for continuous duty
- Variable angle operation
- 360-degree directed air flow
- Built-in cord wrap
- Durable and rugged design
- Stackable up to 4 high for easy transport and space-efficient storage
- Expandable transport handle and built in wheels for easy transportation come standard



### PRODUCT SPECIFICATIONS

MODEL	WINDS HEAR™ DOWNDRAFT
CATALOG NUMBER	98784
L X W X H	22" x 18" x 23"
NET WEIGHT	52 lbs.
POWER	115V/60 Hz
SPEEDS	2
AIR-FLOW (CFM)	2500 - 3500 CFM
AIR-FLOW DIRECTION	360 degree
MOTOR	.25 HP
HOUSING	Polyethylene
HANDLE	Molded in / Telescoping
STACKABLE	Yes
POWER CORD	20' (18/3)
WARRANTY	
LABOR	1 year*
PARTS	1 year*

\* See full warranty for details

Mobility, portability and uncompromised extracting power.



PS 8220

PS 8220  
(shown with optional handle)

PRODUCT SPECIFICATIONS	
MODEL NAME	PS SPOTTER
CATALOG NUMBER	98220
POWER	115V / 60Hz
SOLUTION	2 GAL
RECOVERY	2 GAL
PUMP	55 PSI
VACUUM	94 CFM
STATIC WATERLIFT	84"
MOTOR	1.2 HP
HANDLE	Molded Lift-Grip
TRANSPORT	6" Wheels
HOSE	8' Sol./Vac
SIZE	21" X 12.5" X 12.5"
WEIGHT	20 LBS
WARRANTY	
LABOR	1 year*
PARTS	2 years*
OPTIONAL ACCESSORIES/REPLACEMENT ITEMS	
8' VAC PRESSURE HOSE**	30744
PS DRAGWAND WITH 8" HEAD	98347
18" CREVICE DETAILER	98342
4" UPHOLSTERY TOOL	98343
6" UTILITY/STAIR TOOL	98344
STEEL TRANSPORT HANDLE KIT	31215

\* See full warranty for details

\*\* 30744 required for use with optional accessories.

From Tornado® comes one of the most effective weapons you can have in the war against spots. The **PS Series of Professional Spotters** features light, compact units that come complete with molded-in Lift Grip handle, transport wheels, quick-disconnect hose, and all-purpose clear-view utility tool. PS Spotters perform exceptionally well on carpets, automobile, boat and RV interiors, and upholstery.

With a compact design and quiet operation, the units are favorites in health care and educational facilities as well as commercial buildings, restaurants, and retail stores. The user simply sprays solution through the jet-spray pump and recovers the dirty solution through the included clear-view tool. A steel transport handle kit can be ordered as an optional accessory and is installed by the user.



**MOBILITY AND PORTABILITY**

The unit comes standard with a molded-in Lift Grip handle and fits easily in any car trunk or broom closet. The steel handle for pulling the unit from room to room or upstairs can be ordered as an option.



**CONVENIENT OPERATION**

The 2-gallon recovery tank lifts off for easy dumping when full. A large opening on the 2-gallon solution tank makes rinsing and refilling simple. Both units have a quick-disconnect valve for use with attachments.



**VERSATILE**

The PS Series is perfect for today's fiber-based office furniture, as well as auto interiors, carpeted stairs, and tight areas where walk-behind extractors can't go.



**PS DRAGWAND**

The PS dragwand and 8' vac pressure hose are optional attachments for added reach under furniture and other obstacles.



## Go-anywhere design, professional extraction performance

Tackle upholstery, staircases, drapes, and other challenging cleaning applications with the **Marathon 350** spray extraction cleaner. Move from room to room with ease with this highly mobile electric unit. This compact unit is perfect for cleaning auto interiors and for spot cleaning office areas and retail sales floors. The unit can even handle your spray extraction needs for small carpeted areas. The **Marathon 350** sprays solution deep down into carpet, dissolves dirt, and recovers the dirty solution with ease and efficiency.

With a compact design and quiet operation, the units are favorites with health care and educational facilities as well as commercial buildings, restaurants and retail stores. The user simply sprays solution through the jet-sprayed pump and recovers the dirty solution through the included clear-view tool.

The **Marathon 350's** solution tank has a filter for pump protection as well as a convenient water level indicator. The recovery tank doubles as a removable bucket that is easy to carry and dump when full. The **Marathon 350** includes a spray suction hose, floor tool, and utility hand tool. Accessories are storable in the separate accessories holder, and two large transport wheels and two front castors allow the unit to smoothly follow the operator's movements during use.



**MARATHON 350  
CARPET SPOTTER**



**VERSATILE**

The Marathon 350 is perfect for hotel rooms, offices, auto interiors and a variety of other applications.

**CONVENIENT**

A separate accessories holder and the unit's mobility are among several features that make for ease of operation.

**EASE OF USE**

Solution and recovery tanks are removable for easy transport and disposal.



PRODUCT SPECIFICATIONS	
MODEL	Marathon 350
CATALOG NUMBER	98132
MACHINE DIMENSIONS	
DIMENSIONS (LXWXH)	21 in x 15 in x 17 in 533 mm x 381 mm x 432 mm
NET WEIGHT	22 lbs. / 10 kg
CORD LENGTH	15 ft / 5 m
CLEANING SYSTEM	
SOLUTION TANK	1.5 gal / 6 l
RECOVERY TANK	1.5 gal / 6 l
WATERLIFT	79 in / 2,000 mm
PUMP PRESSURE	58 p.s.i / 4 Bar
SOUND LEVEL	79 dB (A)
MOTOR	
PUMP MOTOR	50 W
VACUUM MOTOR	1,100 W / 9 amps
WARRANTY	
LABOR	1 year*
PARTS	2 years*
OPTIONAL ACCESSORIES AND ATTACHMENTS	
8' VACUUM HOSE	35306M-07
UPHOLSTERY TOOL	35306M-06
FLOOR TOOL	35306M-05
WAND (2 PCS)	3530PU-04

\* See full warranty for details

Quiet, lightweight self-contained carpet extractor to clean small areas faster and easier.

Whether you are a certified carpet technician or a residential home owner, Tornado's® **Mini-Marathon 425** delivers professional carpet cleaning results in a small, easy-to-use package. You can productively clean and freshen up your carpet surfaces in less time with this powerful, lightweight and easy-to-manuever four gallon extractor.

Made of rugged rotationally molded polyethylene tanks and frame, the **Mini-Marathon 425** is built to withstand the rigors of harsh cleaning environments in both commercial and residential settings. With a 2-stage, 1.6 hp motor, the Mini-Marathon delivers a powerful 112 CFM and 107" waterlift.

You can add optional hoses and hand tools to the Mini-Marathon , ideal for cleaning upholstery, stairs, car interiors, boats and just about any small space.

The **Mini-Marathon 425** is easy to use, featuring a lift-off recovery tank for trouble-free emptying and rinsing. The 4.25 solution and 4 gallon recovery tank are the perfect sizes for cleaning small carpeted areas or for use in the home. For enhanced operator comfort, the handle is fully adjustable to fit the height of the operator and provides simple one-button solution activation. The handle also folds over the machine for compact storage and easy transport in any type of vehicle. What's more, the **Mini-Marathon 425** has large 8" non-marking wheels for easy transport and maneuverability and can be used in a variety of environments including: Commercial buildings, hospitals, residential homes or buildings, automobiles, and more.



MINI-MARATHON 425

PRODUCT SPECIFICATIONS	
MODEL	MINI-MARATHON 425
CATALOG NUMBER	98150
MACHINE DIMENSIONS	
SIZE (L X W X H)	22.75" x 13.25" x 40.25"
STORAGE SIZE (H X W X D)	27.75 x 13.25" x 22.75"
NET WEIGHT	68 lbs.
EXTENSION CORD	20'
CLEANING SYSTEM	
SOLUTION/RECOVERY TANK	4.25 / 4 gal.
TANK CONSTRUCTION	Rotationally molded polyethylene
CFM	112
WATERLIFT	107
CLEANING PATH	13"
BRUSH WIDTH	10"
BRUSH SPEED	1800 RPM
PUMP	60 psi
MOTOR	
VACUUM MOTOR	1.6 HP - 2 stages (1200 watts)
WARRANTY	
LABOR	1 year*
PARTS	2 years*
OPTIONAL ACCESSORIES AND ATTACHMENTS	
8' VACUUM PRESSURE HOSE	95560
20' VACUUM PRESSURE HOSE	95569
PS SERIES DRAG WAND WITH 8" HEAD	98347
STANDARD UTILITY HAND TOOL	98340

\* See full warranty for details



**EASY ACCESS TO RECOVERY TANK**  
Wide opening and easy-pour access to the tank makes cleaning the machine a breeze!



**SITE TUBE**  
The site tube at the rear of the machine allows the operator to easily see how much clean water/solution remains. The tube also allows for easy evacuation of any remaining unused water/solution.



**PRE-FILTER SCREEN**  
Pre-filter screen provides enhanced protection with a filtration rate at 75 microns, protecting the machine from debris and clogs.

Power, efficiency, mobility and value in a portable extractor.



**MARATHON 2-100**  
**MARATHON 2-200**  
**MARATHON 2-400**  
**WITH PERFECT HEAT**

Whether you're a certified carpet technician or a carpet cleaning specialist, you will appreciate the features of Tornado's® complete line of professional grade portable carpet extractors designed for daily, interim or deep restoration cleaning. The **Marathon Carpetrinsers Upright Extractors** are available in 100 p.s.i. without heat, 200 p.s.i. with heat and 400 p.s.i. with Perfect Heat.

Constructed of durable rotationally molded polyethylene, these units reflect Tornado's® commitment to design standards that will endure the rigors of daily usage. Because of their compact vertical design, ease of storage, mobility and operation, Tornado® **Marathon Upright Extractors** are well-suited for use by in-house cleaning crews, carpet technicians, contractors, schools, hotels, and restaurants. All models are lightweight with a low-center-of-gravity and include user-friendly, waist-high control switches to accommodate operators of all sizes.

All three powerful units are designed with 13 gallon solution and 11 gallon recovery tanks and twin, 2-stage 1.6 hp vacuum motors that generate anywhere between 107" to 160" of static waterlift, delivering faster dry-times and a safer, drier indoor environment. Tornado's® innovative design features a hinged, clam shell design that allows easy access to the pump and heater for simple maintenance and increased machine up-time.

With the highest portable temperatures in the industry, Tornado's® patented Perfect Heat™ technology takes advantage of the heat generated by the vacuum motors to heat the water and solution for deep cleaning.

PRODUCT SPECIFICATIONS			
MODEL	MARATHON 2-100	MARATHON 2-200	MARATHON 2-400
CATALOG NUMBER	98250	98252H	98255PH
MACHINE DIMENSIONS			
L X W X H	34.5" x 22" x 45"	34.5" x 22" x 45"	34.5" x 22" x 45"
NET WEIGHT	108 lbs.	108 lbs.	110 lbs.
SOLUTION TANK	13 gallon	13 gallon	13 gallon
RECOVERY TANK	11 gallon	11 gallon	11 gallon
CORD	Pig Tail	Pig Tail	Pig Tail
DESIGN CHARACTERISTICS			
BODY CONSTRUCTION	Polyethylene	Polyethylene	Polyethylene
SOL. / VAC. HOSE	1.5" x 20' Hose	1.5" x 20' Hose	1.5" x 20' Hose
WHEEL DIMENSIONS	8" non-scuff soft rear / 3" swivel casters	8" non-scuff soft rear / 3" swivel casters	8" non-scuff soft rear / 3" swivel casters
TRANSPORT HANDLE	Standard	Standard	Standard
DUMP SYSTEM	Hose on back of unit	Hose on back of unit	Hose on back of unit
CORROSION PROOF COMPONENTS	* MEK type front and rear wheel *PE material	* MEK type front and rear wheel *PE material	* MEK type front and rear wheel *PE material
CLEANING SYSTEM			
VACUUM HEAD TYPE	Sound insulated	Sound insulated	Sound insulated
CFM	97	97	97
WATER LIFT	150"	150"	150"
PSI	100	50-200	50-400
MOTORS			
MOTOR TYPE	Dual 2-stage 1.6 HP	Dual 2-stage 1.6 HP	Dual 2-stage 1.6 HP
SOUND LEVEL	82 dB	82 dB	82 dB
OPTIONAL ACCESSORIES			
12" DELUXE DRAG WAND FOR 100 PSI OR MORE	98397	N/A	N/A
12" PROFESSIONAL DRAG WAND FOR 101 PSI OR MORE	N/A	98398	98398
20' VAC HOSE	1504WDSI	1504WDSI	1504WDSI for 2-400 p.s.i.+
STANDARD UTILITY HAND TOOL	98340	98340	98340
CREVICE DETAILER EXTRACTION TOOL	98342	98342	98342
UPHOLSTERY HAND TOOL	98343	98343	98343
UTILITY STAIR TOOL	98344	98344	98344
WARRANTY *			
LABOR	1 year*	1 year*	1 year*
PARTS	2 years*	2 years*	2 years*
TANKS	10 years*	10 years*	10 years*



**EASY TO TRANSPORT**

The dolly-type design makes transporting a breeze. With large non-marking rubberized wheels and durable front-mounted swivel castors, the units can be easily transported from one job to another or taken up a flight of stairs.

**EASE OF USE**

The control panel and hose hook-ups are conveniently located at the top of each model. All switches are fitted with molded vinyl covers to protect them from moisture.



**SMART DESIGN**

The recovery and solution tanks are both accessed at the top of the units and feature large openings for ease of fill and rinsing. The recovery tank features a float that cuts off suction when the tank reaches capacity to protect the vac motors. The large center-pull drain valve is located at the rear of the unit, which allows rapid removal of soiled solution into a floor drain or bucket.



**SIMPLE ACCESS TO PUMP AND HEATER**

For fast and easy maintenance and increased machine up-time, the clam shell design allows quick access to the pump and heater



\* See full warranty for details.

Note: Unit ships with hose only. Wands must be ordered separately.



## An award-winning patented design, setting new standards for the industry in carpet extraction.

From their numerous design and engineering awards to their performance on carpets across the world, the **Marathon 800 and 1200** portable, self-contained carpet extractors are a tried-and-true industry favorite. These brush-assisted units lay solution in the carpet, agitate with a cleaning brush, and vacuum-recover the resulting dirty water thoroughly in one pass.

Choose from the **Marathon 800** (8-gallon solution tank and 10-gallon recovery tank) and the **Marathon 1200** (12-gallon solution tank and 14-gallon recovery tank).

These electric units utilize a patented internal bladder design that maintains optimal brush pressure throughout operation regardless of solution level. This bladder design requires less space and allows a sleeker exterior with improved sight lines for the operator. A 2 h.p. vac motor, 900 rpm brush speed, and 100 psi solution pump combine for maximum extraction power. A variety of optional accessories and attachments can be used for flexibility.



MARATHON 800

MARATHON 1200



### EASY-VIEW SOLUTION AND RECOVERY TANKS

Clear tank lids permit monitoring of solution and recovery levels. Molded-in finger-grips allow quick removal and replacement of covers for refilling or cleaning the tanks.



### VERSATILE AND EASY TO USE

Whether used in an office or classroom, hallway or lobby, the Marathon 800 and 1200 leave behind clean carpets. The unit was designed with ease of use in mind and is an operator favorite.

### CONVENIENT DRAIN SYSTEM

The solution drain hose is located at the rear of the unit for easy access.



### PATENTED BLADDER DESIGN

The Marathon bladder system maintains a constant level of brush pressure for optimal extracting performance at all fluid levels.

### SERVICE-FRIENDLY

The Marathon 800 and 1200 are easily accessible for service and maintenance operations by qualified personnel.

The Marathons employ a unique water delivery system minimizing complexity and virtually eliminating the need for tools to service. Their state-of-the-art engineering is what separates these units from the competition!



PRODUCT SPECIFICATIONS		
<b>MODEL</b>	<b>MARATHON 800</b>	<b>MARATHON 1200</b>
<b>CATALOG NUMBER</b>	98166	98168
<b>MACHINE DIMENSIONS</b>		
<b>SIZE (H X W X D)</b>	36" X 20" X 38.5"	36" X 20" X 38.5"
<b>WEIGHT</b>	100 LBS	100 LBS
<b>EXTENSION CORD</b>	50'	50'
<b>CLEANING SYSTEM</b>		
<b>POWER</b> (Also available in 230V configurations)	115V / 60Hz	115V / 60Hz
<b>COVERAGE PER FILLING</b>	600 sq. ft.	900 sq. ft.
<b>SUPPLY CAPACITY</b>	8 GAL	12 GAL
<b>RECOVERY CAPACITY</b>	10 GAL	14 GAL
<b>SOLUTION PUMP</b>	100 PSI	100 PSI
<b>SOLUTION FLOW</b>	1.1 GPM	1.1 GPM
<b>VACUUM</b>	99 CFM	99 CFM
<b>STATIC WATERLIFT</b>	117"	117"
<b>BRUSH SPEED</b>	900 RPM	900 RPM
<b>BRUSH SIZE</b>	17"	17"
<b>MOTOR</b>		
<b>VACUUM MOTOR</b>	2 HP	2 HP
<b>WARRANTY</b>		
<b>LABOR</b>	1 year*	1 year*
<b>PARTS</b>	2 years*	2 years*
<b>OPTIONAL ACCESSORIES AND REPLACEMENTS</b>		
<b>3.5" STANDARD UTILITY HAND TOOL</b>	98340	98340
<b>18" CREVICE DETAILER EXTRACTION TOOL</b>	98342	98342
<b>4" UPHOLSTERY HAND TOOL</b>	98343	98343
<b>6" UTILITY/ STAIR TOOL</b>	98344	98344
<b>12" DELUXE DRAG WAND</b>	98397	98397
<b>20' VAC/PRESSURE HOSE FOR OPTIONAL TOOLS</b>	95567	95567

\* See full warranty for details

Rugged intelligent design, setting new standards for self-propelled carpet extractors.



MARATHON 2000

PRODUCT SPECIFICATIONS	
MODEL	MARATHON 2000
CATALOG NUMBER	98190
MACHINE DIMENSIONS	
SIZE (L X W X H)	51" x 22" x 38"
WEIGHT	190 LBS
POWER CORD	75 FT Detachable
CLEANING SYSTEM	
SOLUTION CAPACITY	20 GAL
RECOVERY CAPACITY	20 GAL
BRUSH SIZE	19"
CLEANING RATE (SQ. FT. / HOUR)*	4,193
ADJUSTABLE BRUSH	Yes
VAC SHOE SIZE	22"
BRUSH MOTOR	1/4 HP
CFM/WATERLIFT	95/135"
VARIABLE SOLUTION PUMP PSI	100
JETS	4
DRIVE SYSTEM	Sealed Transaxle
DRIVE MOTOR	1/4 HP
SELF-PROPELLED AND SPEED	Yes / Variable
MOTOR	
3 STAGE VAC MOTOR	2 HP
WARRANTY	
LABOR	1 year*
PARTS	2 year*
OPTIONAL ACCESSORIES AND ATTACHMENTS	
12" DELUXE WAND	98397
20' VAC PRESSURE HOSE	95567
STANDARD UTILITY TOOL	98340
18" CREVICE DETAILER	98342
4" UPHOLSTERY TOOL	98343
6" UTILITY/STAIR TOOL	98344
12/3 CORD	30713

\* See full warranty for details

From the innovative leader comes a carpet extractor with features, performance, and a price that are quite simply unsurpassed by the competition. This 20-gallon, self-propelled, forward-operation unit sets a new standard among self-contained carpet extractors. This rotationally-molded unit truly stands up to the rigors of daily use. Its 22" recovery shoe, 20-gallon solution tank, and 20-gallon recovery tank clean in the forward mode and handle large area extraction jobs with ease and efficiency.

The all new variable solution pump allows the operator to control the flow of solution to the carpet. Clean light or heavy soak, it's up to you. A 100 psi solution pump penetrates carpets deep-down and a three-stage vac motor with 135" waterlift ensures optimal cleaning performance. A sealed transaxle drive system, two large wheels, and twin front swivel casters provide easy transport over even the heaviest of carpet. The **Marathon 2000** can cover up to 8,500 sq. ft. per hour, has variable, operator-controlled speed, and comes complete with a 22" vac shoe, pre-spray wand, and detachable 75-foot power cord.

\* Productivity based on ISSA Standard Cleaning times. Actual productivity may vary.



**SERVICE-FRIENDLY**

The Marathon 2000 is easily and quickly accessible for service and maintenance operations.

**PROFESSIONAL DESIGN**

A 22" vac shoe, easy-access drain hoses, and detachable 75-foot power cord are standard features on the Marathon 2000.



**QUICK-FILL SOLUTION TANK**

The 20-gallon solution tank permits long periods of uninterrupted operation between refills.

**LARGE-CAPACITY RECOVERY**

A 20-gallon recovery tank has a clear cover for monitoring the tank level. The cover is sealed with a heavy-duty gasket for optimal recovery performance.



**BUILT-IN SPRAY WAND**

The unit comes standard with a pre-spray hose and wand for handling edges, corners, and spotting operations.

**HIGH-PERFORMANCE CARPET EXTRACTION**

An adjustable brush, 100 psi solution pump, and 22" vac shoe provide deep-down cleaning in one pass.



**OPERATOR-FRIENDLY**

A simple, easy-to-use control panel allows the operator to control speed, solution, and recovery functions. The handle continues Tornado's excellence in ergonomic design and commitment to operator comfort.

Superior value, engineering and cleaning performance.

Certain environments can exact a heavy toll on even the most ruggedly designed cleaning equipment. Tornado® **M Series of Floor Machines** have it all when it comes to heavy-duty applications including rolled steel bases with non-marking soft bumper guards, a triple planetary gear system, and cast aluminum Start Guard I handle for safety, added strength and operator comfort. The M Series features our heavy-duty, dual-capacitor, 1.5 HP motor with a high torque configuration and low-amp draw for the ultimate in power.

From daily polishing to heavy scrubbing or stripping, the **M Series of Floor Machines** from Tornado® have what it takes for the cleaning and maintenance professional. These units will increase your cleaning team's efficiency and minimize equipment downtime, all at a price that runs circles around the competition.

**Rugged Design!**



**M 17" 175 RPM FLOOR MACHINE**  
**M 20" 175 RPM FLOOR MACHINE**



**VARIABLE HEIGHT**

An adjustable cam-lever allows height to be set at the operator's comfort level.



**SHAMPOO TANK**

This optional accessory permits the dispensing of solution onto hard floors or carpets. Solution can be released at variable rates for scrubbing or bonnet cleaning.



**SMART DESIGN**

The Start Guard I handle is built of cast aluminum for added strength and has cushioned rubber grips to reduce operator fatigue.



**DISC BRUSHES**

The M Series can be fitted with an assortment of optional scrub brushes for a variety of applications on hard floors, from scrubbing to stripping. A shampoo brush can be used for carpet.



**PRODUCT SPECIFICATIONS**

MODEL	M 17" 175 RPM	M 20" 175 RPM
CATALOG NUMBER	97590	97595
<b>MACHINE DIMENSIONS</b>		
L X W X H	23" x 17" x 49"	26" x 20" x 49"
NET WEIGHT	100 lbs.	105 lbs.
MOTOR HEIGHT	16"	16"
<b>DESIGN CHARACTERISTICS</b>		
HOUSING CONSTRUCTION	Rolled Steel	Rolled Steel
POWER SYSTEM	115V	115V
WHEEL TYPE / DIMENSIONS	5" Non-Marking Self Lubricating	5" Non-Marking Self Lubricating
HANDLE DESIGN / SAFETY	Cast aluminum Start Guard I	Cast aluminum Start Guard I
<b>CLEANING SYSTEM</b>		
BRUSH DESIGN / TYPE	Rotary Disc	Rotary Disc
ROTARY DIAMETER	17"	20"
DISC RPM	175	175
SOLUTION TANK	3 gal. (optional)	3 gal. (optional)
CLEANING PATH	17"	20"
<b>MOTORS</b>		
MACHINE MOTOR	1.5 HP	1.5 HP
<b>WARRANTY</b>		
LABOR	1 year*	1 year*
PARTS	2 year*	2 year*
<b>REPLACEMENT ITEMS AND ACCESSORIES</b>		
POLY SCRUB BRUSH	98118	98538
PAD HOLDER	TL16	TL19
SHAMPOO BRUSH	94717	94917
SHAMPOO TANK	FM90P	FM90P

\* See full warranty for details.



## Value, high-performance and smooth operation.

Certain environments can exact a heavy toll on even the most ruggedly designed cleaning equipment. Tornado's® **P Series of Floor Machines** have it all when it comes to heavy-duty applications and are built for years of trouble-free operation and long-lasting performance.

Our patented, non-conductive one piece rotationally molded body is designed to absorb the torque and vibration normally felt when operating a floor machine. The one piece base and motor housing ensures that wires and capacitors are completely enclosed, enhancing the machine's durability, longevity and safety. These units are so ruggedly built, they out weigh most metal machines in the industry today.

All P Series Rotary Floor Machines have a triple planetary gear system for years of trouble-free use and a 1.5 HP motor to handle the most demanding jobs. Available in both 17" and 20" models, Tornado's® **P Series Floor Machines** are establishing the new benchmark for performance and quality in the commercial cleaning industry.

From daily polishing to heavy scrubbing or stripping, the **P Series of Floor Machines** from Tornado® have what it takes for the cleaning and maintenance professional. These units will maximize cleaning efficiency, minimize equipment downtime and are offered at a price that runs circles around the competition.



**Less torque than competitive models**

**P 17" 175 RPM**  
**P 20" 175 RPM**

PRODUCT SPECIFICATIONS		
MODEL	P 17 FLOOR MACHINE	P 20 FLOOR MACHINE
CATALOG NUMBER	97562	97564
MACHINE DIMENSIONS		
L X W X H	31" X 20.5" X 44.5"	31" X 20.5" X 44.5"
NET WEIGHT	103.5 lbs.	104.5 lbs.
MOTOR HEIGHT	19.5"	19.5"
DESIGN CHARACTERISTICS		
HOUSING CONSTRUCTION	High Density Polyethylene	High Density Polyethylene
POWER SYSTEM	115V	115V
WHEEL TYPE / DIMENSIONS	5" Non-Marking-Self Lubricating	5" Non-Marking-Self Lubricating
HANDLE DESIGN / SAFETY	All Metal, Positive Lock	All Metal, Positive Lock
CLEANING SYSTEM		
BRUSH DESIGN / TYPE	Rotary Disc	Rotary Disc
ROTARY DIAMETER	17"	20"
DISC RPM	175	175
SOLUTION TANK	3 gal. (Optional)	3 gal. (Optional)
CLEANING PATH	17"	20"
MOTORS		
MACHINE MOTOR	1.5 HP	1.5 HP
WARRANTY		
LABOR	1 year*	1 year*
PARTS	2 year*	2 year*
REPLACEMENT ITEMS AND ACCESSORIES		
17" PAD HOLDER	717DP	N/A
20" PAD HOLDER	N/A	919DP
3 GALLON SOLUTION TANK	F91P	F91P
PAD RETAINER	F44P	F44P

\* See full warranty for details.



**EASY ACCESS**  
One-piece motor housing features easy access.

**EASY PAD CHANGE**  
Tilt up position allows easy access for changing pads.



**ALL METAL HANDLE**  
Sturdy metal handle has safety lock-out features.

**PATENTED DESIGN**  
Keeps motor running COOL, and provides a longer life.



**RUGGED DESIGN**  
Triple planetary all steel gears for smooth power!



**OPTIONAL ACCESSORIES**  
3 gallon solution tank attaches for solution dispensing.

# The ultimate value and choice in high-speed burnishing power.

Tornado® **P Series** of High-Speed electric burnishers are expertly balanced for ideal pad-to-floor pressure and sustained RPMs. Unlike other burnishers, you get total pad-to-floor contact, which means greater efficiency, speed and overall cost-savings. **The P Series of High Speed Glazers™** provide excellence in design, operator comfort, and unsurpassed burnishing performance.

The Tornado® **P Series** of commercial high speed Glazers™ offer a specially patented design combined with precision balanced weight distribution which eliminates the need for a compensating center or front mount caster. This unique design provides full pad-to-floor contact, resulting in a smooth, even gloss. Tornado's® Glazers™ provide exceptionally smooth operation with a flexible, self-adjusting pad driver that burnish uneven surface areas easily and efficiently.

The **P Series** feature a unique, one piece rotationally molded housing designed to absorb the torque and vibration normally felt when operating a high speed. They also boast a one piece all metal tube and switch housing which improves operator control and safety. Ruggedly built for years of trouble-free operation, they make it easy to restore and maintain hard floor surfaces.

With a 20" burnishing path, flex pad holder, lock-in retainer, 1.5 HP motor, and Tornado's® one piece all metal tube and switch housing, the **P Series of High-Speed Glazer's™** can handle the most demanding of floor care needs. At unmatched price points, this is a must-have for any cleaning professional.

**Smooth Operation!**



**P 1600 RPM GLAZER**  
**P 2000 RPM GLAZER**



**PATENTED DESIGN**  
Keeps motor running COOL,  
and provides a longer life.

**DESIGNED TO PROTECT**  
Easy access to motor and internal components. The completely enclosed motor means lasting durability and quick access for maintenance purposes.

**ALL METAL HANDLE**  
Floating handle provides great maneuverability with no "flutter" or pull.



**Conventional Burnishers**

Edge of Pad Cuts the Floor Finish at High Spots



Limits the Burnishing Path to a small section of the pad



**Tornado Burnishers**  
Full, Flexible & Self Adjusting Pad Contact



PRODUCT SPECIFICATIONS		
MODEL	P 1600 GLAZER	P 2000 GLAZER
CATALOG NUMBER	98458	98482
MACHINE DIMENSIONS		
L X W X H	35.5" X 23" X 44.5"	35.5" X 23" X 44.5"
NET WEIGHT	89 lbs.	89 lbs.
MOTOR HEIGHT	22"	22"
DESIGN CHARACTERISTICS		
HOUSING CONSTRUCTION	High Density Polyethylene	High Density Polyethylene
POWER SYSTEM	PM DC Rectified Motor	PM DC Rectified Motor
WHEEL TYPE / DIMENSIONS	4" Non-Marking Self Lubricating	4" Non-Marking Self Lubricating
HANDLE DESIGN / SAFETY	All Metal, Positive Lock	All Metal, Positive Lock
CLEANING SYSTEM		
BRUSH DESIGN / TYPE	Rotary Disc	Rotary Disc
ROTARY DIAMETER	20"	20"
DISC RPM	1600	2000
DISC PRESSURE	15 lbs.	16 lbs.
CLEANING PATH	20"	20"
MOTORS		
MACHINE MOTOR	1.5 HP	1.5 HP
WARRANTY		
LABOR	1 year*	1 year*
PARTS	2 year*	2 year*
REPLACEMENT ITEMS AND ACCESSORIES		
PAD RETAINER FOR ALL GLAZER MODELS	F44P	F44P
PAD HOLDER	919DP	919DP

\* See full warranty for details.

Compact, powerful and eco-friendly. A breakthrough cleaning alternative.

Imagine an environmentally-preferred, compact, lightweight floor machine with 650 rpm of cleaning power. Even better, imagine a machine that utilizes cutting-edge cylindrical brush technology to tackle floor surfaces from tile and cement to paver bricks, raised rubber disc, quarry tile, and other challenging applications. Add a solution tank, collapsible handle, and contact pressure six times greater than that of a single disc machine and you have the BR Vario II, the latest in industry floor machine technology.

A unique feature of the **BR Vario II** is that it can strip and scrub without the normal slinging of water seen in traditional rotary floor machines. The **BR Vario II** provides unmatched speed and efficiency for large areas, while allowing close edge cleaning along walls and other obstacles. The **BR Vario II's** handle turns 90 degrees allowing the operator multi-dimensional cleaning performance in all directions: left, right, forwards, and backwards.

Tornado's **BR Vario II** cylindrical brush machine is designed for environmental sustainability. The use of cylindrical brushes conserves natural resources including water, solution and source materials. This unit is perfect for use in any facility with porous, or uneven hard floor cleaning challenges such as hospitals, schools, resorts, restaurants, retail shops, and much more. Cylindrical brush technology delivers low moisture deep scrubbing through concentrated brush speeds of 650 RPM — over six times higher than the speed of comparable rotary brush automatic scrubbers, digging deeper into uneven flooring surfaces to remove dirt that a disc unit can't reach. Cylindrical brushes also provide 4-6 times more contact pressure than rotary brush scrubbing, handling any flat or structured floor surface with ease.



Tackle Uneven Floor Surfaces



BR VARIO II

PRODUCT SPECIFICATIONS	
MODEL	BR VARIO II
CATALOG NUMBER	97607
MACHINE DIMENSIONS	
L X W X H	20" X 19" X 6.7"
NET WEIGHT	58 lbs.
SHIPPING WEIGHT	69 lbs.
DESIGN CHARACTERISTICS	
HOUSING CONSTRUCTION	Polypropylene
WHEEL TYPE/DIMENSIONS	Removable 7" wheels
HANDLE DESIGN	Ergonomic Plastic
CORD TYPE	14/3 50'
CORD STRAIN RELIEF	Yes
CLEANING SYSTEM	
BRUSH TYPE	Rotary Disc
DISC RPM	650 RPM
CLEANING PATH	16"
MOTORS	
BRUSH MOTOR	1.5 HP
POWER	120V
WARRANTY	
LABOR	1 year*
PARTS	2 year*
REPLACEMENT ITEMS	
FRESH WATER SOLUTION TANK (2.4 GAL.)	K47830110
OPTIONAL ITEMS	
SOFT SCRUB BRUSH (2 REQ.)	K47622500
MEDIUM SCRUB BRUSH (2 REQ.)	K47622490
HI-LOW GROUT (2 REQ.)	K47622510
GRIT HEAVY SCRUB BRUSH (2 REQ.)	K47622520
HORSE HAIR BRUSHES (2 REQ.)	K47622740
50 FT. EXTENSION CORD (14-3 GAUGE)	32217
CYLINDRICAL PAD SHAFT (2 REQ.)	K47622280
20-PC. LIGHT SCRUB/POLISHING PACK (2 PACKS REQ.)	K63694530
20-PC. HEAVY SCRUBBING PAD PACK (2 PACKS REQ.)	K63694510
20-PC. EXTRA HEAVY SCRUBBING PAD PACK (2 PACKS REQ.)	K63694520
20-PC. POLISHING PAD PACK (2 PACKS REQ.)	K636993880



MULTI-DIMENSIONAL CLEANING

The handle of the BR Vario II can be unlocked, pivoted up to 90 degrees, and re-locked, allowing cleaning in all directions.



CONVENIENT

The unit folds down for easy transport and storage.



NEW TRANSPORT WHEEL STORAGE

Large non-marking wheels make transport easy. Wheels are conveniently stowed on the handle during cleaning.



CYLINDRICAL BRUSHES OR PADS

A variety of cylindrical brushes are available for high performance on structured flooring. The unit can be fitted with a unique roller shaft that accepts individual pads. Each pad can be changed if damaged without the need to replace an entire single pad.

\* See full warranty for details

Note: The unit is not priced standard with brushes



# A battery operated ultra high-speed burnisher making daytime cleaning a breeze.

The **Battery Glazer 17** floor machine from Tornado® is a one of a kind burnisher that operates on green batteries instead of a standard power cord. Delivering two hours of run time before the batteries need to be recharged, the **Battery Glazer 17** greatly increases your cleaning productivity, saving you time and money. For recharging, simply plug the on-board charger into the wall and you are done in no time!

The **Battery Glazer 17** has minimal impact on the environment and comes standard with rechargeable, maintenance-free batteries with an on board charger. The **Battery Glazer 17** green features will meet any LEEDS - EB standard in your work place or facility. Tornado® has also included a dust control feature on this unit that will also pick up any dust or small dirt particles in its path, to ensure healthier indoor air quality (IAQ).

Operating at an incredibly low 59 dBA, the **Battery Glazer 17** is so quiet, you barely notice it running. The silent operating decibel level makes this unit perfect for day time cleaning in a hospital, hotel or any facility where noise sensitivity is an issue.

Your entire housekeeping staff can operate the **Battery Glazer 17** effortlessly. Unlike other traditional burnishers, this unit operates with a simple push, allowing the operator full and total control. Anyone on your cleaning staff, male or female, will appreciate the **Battery Glazer 17** thanks to its superior smooth maneuverability.

Cleaning more than 7,500 sq. ft. per hour, the **Battery Glazer 17** will increase your cleaning productivity. With a two hour runtime, you clean 15,000 sq. ft. on just one battery charge. Need to get under countertops and maneuver in small healthcare or retail settings? The **Battery Glazer 17** is the perfect solution for you!



Perfect for Day Cleaning!



BATTERY GLAZER 17



**ON-BOARD CHARGER**

The built-in on-board battery charger is so simple to use and delivers two hours of run time per charge.



**HEALTHY IAQ**

Dust control feature on this unit to ensure healthier indoor air quality (IAQ).



**SIMPLE BATTERY INDICATOR**

Battery charge indicator allows the operator to know exactly run time is left.



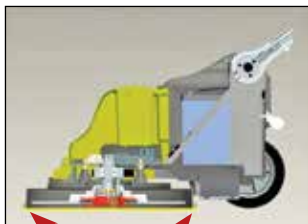
**ECO-FRIENDLY BATTERIES**

Rechargeable, maintenance free batteries with an on board charger.



**COMPACT STORAGE**

Easy storage with collapsible handle and transport wheel on back on the unit.



Integrated dust control system is in constant contact with the floor during operation dramatically reducing airborne dust and contaminants.

PRODUCT SPECIFICATIONS	
MODEL	BATTERY GLAZER 17
CATALOG NUMBER	98494
MACHINE DIMENSIONS	
L X W X H	26" x 18" x 39"
NET WEIGHT	141 lbs.
DESIGN CHARACTERISTICS	
HOUSING CONSTRUCTION	Polypropylene
POWER SYSTEM	Sealed Batteries
CLEANING SYSTEM	
BRUSH DESIGN / TYPE	Rotary Disc
ROTARY DIAMETER	17"
DISC RPM	1500
DISC PRESSURE	6 lbs.
INTEGRATED FILTRATION SYSTEM	Dust Control System
CLEANING PATH	17"
SOUND LEVEL	59 dB
MOTORS	
MOTOR HORSE POWER (HP)	0.6
WARRANTY	
LABOR	1 year*
PARTS	2 years*
ACCESSORIES	
OPTIONAL SPRAY KIT	90602
REPLACEMENT ITEM	
PAD RETAINER	90600

\* See full warranty for details

The ultimate in high-speed burnishers, clean-air performance, durable, easy to use, and long-lasting



**2500 B CLEAN-AIR GLAZER**  
**2500 B W/  
TRACTION DRIVE**

PRODUCT SPECIFICATIONS		
MODEL	2500 B	2500 B W/ TRACTION DRIVE
CATALOG NUMBER	98498	98499
PAD SIZE	20"	20"
GLAZING SPEED	2500 rpm	2500 rpm
PAD PRESSURE	Adj. to 30 lbs.	Adj. to 30 lbs.
DRIVE POWER	N/A	.5 HP
P.M. MOTOR	2.5 HP/36V	2.5 HP/36V
SIZE (L X W X H)	48" X 22" X 37"	48" X 22" X 37"
WEIGHT W/BATTERIES	565 LBS	585 LBS
TRACTION DRIVE	N/A	Standard
DIGITAL CONTROLS	Standard	Standard
WARRANTY		
LABOR	1 year*	1 year*
PARTS	2 years*	2 years*
REPLACEMENT PARTS AND ACCESSORIES		
36V AUTOMATIC CHARGER	99515	99515
12V BATTERY (3 REQUIRED)	BUS185H	BUS185H
REPLACEMENT FILTER (2 REQUIRED)	90689	90689
DUST-SKIRT SHROUD ASSEMBLY	19383	19383
PAD RETAINER	90599	90599

\* See full warranty for details

Tornado's **2500 B Series of Clean-Air Glazers** are the industry's premiere burnishing machines, boasting 2500 rpm of burnishing speed, rugged roto-molded housing, adjustable pad pressure, and a high-strength steel linkage mounted with a 2.5 HP motor. Simple to use and even easier to maintain, the 2500 B far outperforms the competition's comparable units. Available with an optional maintenance-free, sealed traction-drive model.

The sloped battery housing is designed with operator sight-lines in mind, allowing an unobstructed view of approaching obstacles. Safety switches prevent operation when the cover housing is removed or the pad holder raised. The units come complete with batteries, charger, and 20" pad holder.

Best yet, the **2500 B is a "Clean-Air"** machine. Twin filters allow virtually dust-free burnishing, a significant factor when operating in sensitive environments such as schools, healthcare facilities, and retail stores. The filters are easily removable for washing and replacement as the need arises.



**EASY OPERATION**

Speed and direction can be changed during operation via an easy-to-use, dual-function control knob.



**CLEAN-AIR FILTRATION**

The 2500 B has a clean-air filtering system that allows dust free operation, an important consideration when working in an area with IAQ (indoor air quality) concerns.



**CONVENIENT**

The double-walled, roto-molded battery cover housing is durable and easy to remove for battery maintenance.



**A COMPLETE PACKAGE**

The unit comes standard with batteries, charger, and pad holder.

**EASE OF USE**

The 2500 B tips back and rests on a specially-designed rear bumper. This permits easy pad holder access, pad replacement, and filter maintenance.

**SMART DESIGN**

The unit's sleek profile and contoured housing provide optimal sight lines for safe operation and an unobstructed view of the burnishing path.

Built to last, ruggedly constructed, with 1850 RPM burnishing power.

Some facilities and cleaning applications demand more than what electric and battery units can provide. And when it comes to maintaining a high gloss for large floor areas, controlling costs is key. Speed and efficiency are an absolute must. Tornado's® **Kawasaki ProGlazer Propane-Powered Floor Machines** have it all when it comes to meeting maintenance demands while making the most of your investment in floor care equipment. Our ProGlazer® propane burnishers set new standards for quality and performance in the floor maintenance industry. Ease of operation, durability, and reliability make these units the propane-powered cleaning equipment of choice for the floor care professional.

A minimum 1850 RPM are at your fingertips, and all units feature the latest in engine technology from Kawasaki, ensuring maximum operational efficiency while maintaining exceptionally high standards in emission control. These premium engines provide superior levels of power for any burnishing job while offering reduced noise and vibration for added operator comfort and reduced disruption to others in the area. In addition to a rugged cast aluminum deck, all units come complete with burnishing pad, ready-to-fill painted steel propane tank, and 12V battery/key start.



24" KAWASAKI PROGLAZER®

28" KAWASAKI PROGLAZER®



**POWERFUL AND VERSATILE**

Tornado's propane burnishers are found in educational, retail, and professional contracting applications where high gloss floors are a requirement of floor cleaning and maintenance programs.

**EFFICIENT**

These burnishers offer a quick return on your investment with high productivity and ease of service. A 24" unit can cover up to 32,000 sq.ft. per hour, while the 28" machine increases coverage to 48,000 sq.ft. per hour\*\*. Meanwhile, a maintenance-free drive system and bearing assembly make these units extremely reliable and make service hassle-free. With the quick change fuel tank allowing nearly continuous operation, even the smaller model (24") can out perform six workers each using a 20" traditional low-speed floor machine.

\*\* Performance statistics or claims contained in this brochure are estimates. Actual results may vary based upon conditions of the application and surface being cleaned.



**PROFESSIONAL QUALITY**

The units feature a Kawasaki 603 CC V Twin engine. They are available in 24" and 28" models. Electronic shut-off and low oil pressure shut-off are standard features on these units. Rugged and virtually maintenance free, our propane burnishers have excellent oil control, high torque, and cold starting capacity.

**ENVIRONMENTALLY FRIENDLY**

The engines are EPA and C.A.R.B. approved.

**SAFETY**

The machines are built with a catalytic converter to help reduce emissions.



**DISC PADS**

The propanes can be fitted with appropriate pads for all high-speed operations.

PRODUCT SPECIFICATIONS		
MODEL	24" PROGLAZER® 17HP	28" PROGLAZER® 17HP
CATALOG NUMBER	97570T	97575T
ENGINE	603 CC V Twin	603 CC V Twin
PAD DECK SIZE	24"	28"
MIN. BRUSH/PAD SPEED	1850 RPM	1880 RPM
HANDLE POSITION	Adjustable	Adjustable
HOURLY METER	Standard	Standard
WARRANTY		
LABOR	1 year*	1 year*
PARTS	2 years*	2 years*
OPTIONAL ACCESSORIES (All units include one steel tank and one of each filter)		
BONNET FILTER	33887	33887
DUST CONTROL SKIRT	N/A	31535
CARBURETOR FILTER	99550	99550
OIL FILTER	99553	99553
CLUTCH**	30714	30714
STEEL PROPANE TANK W/GAUGE	30396	30396
OXYGEN SENSOR*	32199	32199
PAD RETAINER	15887	PB119

\* See full warranty for details

\*\* Factory-installed options.



# The battery-powered electric broom for flexible, interim cleaning.

**Quicker than a Vacuum Cleaner.**

**More Effective Than a Broom.**



**EB 30 MINI-SWEEPER**

You know the sweeping equipment that is out there on the market to choose from. Now there is a dependable machine that can tackle all of your needs. The battery operated, motorized **EB 30 Mini-Sweeper**. At 56 dBa (lower than the volume level of normal conversation), the EB 30 can successfully be used in hotels, restaurants, retail stores, dressing rooms, movie theaters, cafeterias, waiting rooms, and building lobbies where quiet operation is a necessity.

At 12" wide, it has a nicely sized cleaning path while remaining maneuverable. At just a shade over 4 pounds, it's extremely lightweight, thereby lessening operator fatigue and allowing it to be taken just about anywhere. The handle is adjustable with an ergonomic grip, and it can also be locked into an upright position for easy storage.

The **EB 30 Mini-Sweeper** comes with a removable 7.2-volt rechargeable Ni-Mh battery, and a single battery charger that provides a full charge in about 12 hours. As an option, you can purchase a 50-minute quick-charger. When a quick charger is combined with multiple batteries, you'll get the ability to clean in a virtually continuous manner.

The powerful brush head sweeps debris into an easily removable 1-liter (0.26-gallon) bin. Finally, its polypropylene base with built-in injection molded rubber bumper makes the EB 30 incredibly durable.

Make sweeping chores quick and noise free. The **EB 30 Mini-Sweeper**. Quicker than a vacuum cleaner, more effective than a broom.



PRODUCT SPECIFICATIONS	
MODEL	EB30/1
CATALOG NUMBER	93220
CHARGING TIME	12 hours
WORKING WIDTH	12"
CONTAINER CAPACITY	.26 Gallons
NOISE LEVEL	56 dBa
WEIGHT	4.4 lbs.
DIMENSIONS	9.8" x 11.8" x 43.3"
WARRANTY	
LABOR	90 days*
PARTS	90 days*
STANDARD ACCESSORIES	
ROLLER BRUSH (BLACK)	K47624000
BATTERY	K46542590
CHARGER	K66466700
OPTIONAL ACCESSORIES	
RED STIFF ROLLER BRUSH	K47624010
QUICK CHARGER	K66541970

\* See full warranty for details



**CHANGEABLE ROLLER BRUSH**  
Requires no tools and allows hairs, threads, etc. to be removed quickly and easily



**FLEXIBLE, UNIVERSAL JOINT**  
Handle articulates, providing superior maneuverability



**EASY TO REMOVE DUSTPAN**  
Provides convenient rear access with large capacity



**EASILY INSTALLED BATTERY**  
Changing batteries is a breeze

## Superior sweeping performance and value in a compact, light weight design.

Clean hallways, workshops, retail shops, warehouses and sidewalks up to ten times faster with the Tornado® **SWM 31/9 Manual Sweeper**. Pick up everything including metal shavings, nails, paper, leaves, and even packaging material. Light and compact, you can move from area to area with ease with this highly mobile unit.

The **SWM 31/9** offers outstanding sweeping performance through the use of a main roller brush that is driven by both wheels, ensuring effective cleaning during right or left-hand turns. Effective indoors and outdoors, this compact unit easily sweeps hard-to-reach areas such as curbs, corners and crevices with the help of a durable side-broom, and offers a convenient hopper-grip handle for portability and emptying debris. The ergonomic handle suits operators of all sizes.

You can expect years of service from the **SWM 31/9 Manual Sweeper** thanks to its tough polyethylene hopper and base, which are made to resist dents and cracks. The large 9 gallon hopper collects dirt and debris and is simple to remove and empty with an ergonomic handle. The side brush arm is swivel-mounted and can be easily disengaged.



**SWM 31/9 MANUAL SWEEPER**

**Sweeps up to  
28,000 sq. ft. per hour!**



### VERSATILE

The SWM 31/9 can be used in small warehouses, machine shops, workshops, gas stations, retail stores, sidewalks, for indoor or outdoor areas including parking lots.



### EASE OF USE

This easy-to-push manual sweeper is hard working, lightweight and fast, delivering up to 28,000 sq. ft. per hour of sweeping productivity! And the variable height adjustment allows for efficient cleaning on a variety of terrains.



### UNIQUE SIDE BROOM

The side broom sweeps dirt out of corners and away from walls, directly into the cleaning path of the main brooms, which then flips up debris into the large 9 gallon hopper.

### GO-ANYWHERE CONVENIENCE

With large, rear mounted wheels, this unit will go anywhere easily and can even climb steps. A fold-up handle makes this unit perfect for small, compact storage spaces.

PRODUCT SPECIFICATIONS	
MODEL	SWM 31/9 MANUAL SWEEPER
CATALOG NUMBER	96190
DRIVE	Manual forward and reverse belt drive system
SWEEPING SYSTEM	Single Brush and Side Brush
CLEANING PATH	31 in / 79 cm
CAPACITY	9 gal. / 40 lit
WORK RATING (IN FT <sup>2</sup> /H)	Up to 28,000 sqft/hr @ 2.5mph / 2,600 sq. mtr/hr @4kph
DIMENSIONS (L X W X H)	31.5 in x 28.5 in x 40 in / 80 cm x 72 cm x 102 cm
WEIGHT	57 lbs. / 26 kg
WARRANTY	
LABOR	1 year*
PARTS	1 year*
STANDARD ACCESSORIES (Included with unit)	
MAIN BRUSH KIT	552180067
SIDE BRUSH	923783

\* See full warranty for details

Fast, efficient sweeping for hard and soft floors



**Eco-Friendly  
Sealed  
Batteries!**

The Tornado **SWB 26/8 Battery Sweeper** moves effortlessly between carpet and hard floors. In any application where a wide-area corded vacuum isn't practical, the **SWB 26/8 Walk-Behind Battery Sweeper** is the perfect solution. Faster and quieter than wide-area vacuums, the **SWB 26/8** is at home in schools, hospitals, airports, commercial office buildings, theaters, retail, stores, casinos, sports facilities, and arenas. With a 26" wide cleaning path and easy maneuverability, the **SWB 26/8** picks up all types of debris even hard-to-pick-up items such as sand, popcorn, packaging material, tags, and clips.

What's more, you can move easily from carpeted spaces onto hard floors without changing the broom with this super-flexible unit, resulting in maximum cleaning efficiency. As an added bonus, since the Tornado **SWB 26/8** is bag-less and collects into a hopper, you're not spending money on bags, while also avoiding downtime.

The **SWB 26/8 Walk-Behind Sweeper** is ideal for cleaning areas both large and small, running on eco-friendly, sealed 24-volt-batteries which eliminate the worry of tripping over a power cord. The **SWB 26/8** offers a convenient on-board battery charger, plus whisper-quiet operation perfect for day-cleaning indoors on any floor type.

The **SWB 26/8** uses overthrow sweeping technology to guarantee optimum utilization of waste container capacity. The main broom has chevron bristles and is height-adjustable for professional sweeping results on all kinds of surfaces with a variety of debris. The side-mounted brush is protected by a bump guard and is raised and lowered easily by the hand controls. A high-efficiency filter and dust control system reduces dust for improved air quality.



**UNIQUE SIDE BRUSH**  
The side brush sweeps dirt out of corners and away from walls, directly into the cleaning path of the main broom.



**INDOOR AND OUTDOOR USE**

Ideal for sweeping commercial grade carpeting indoors, The SWB 26/8 Battery Sweeper easily picks up debris including paper, dust, sand, popcorn, packaging material, tags, clips and plastic.



PRODUCT SPECIFICATIONS	
MODEL	SWB 26/8
CATALOG NUMBER	96210
BATTERIES	24 V
CLEANING PATH	26 in / 66 cm
CAPACITY	9 gal / 40 liters
DUST CONTROL	Filter
FILTRATION	Single-stage filtration
WORK RATING (FT <sup>2</sup> PER HR. / M <sup>2</sup> PER HR.)	26,000 ft <sup>2</sup> per hr. 2,400 m <sup>2</sup> per hr.
DIMENSIONS (L X W X H)(IN./CM)	32 in x 28 in x 24 in 80 cm x 70 cm x 60 cm
SOUND LEVEL	67 dB (A)
WEIGHT (WITH BATTERIES)	124 lbs. / 56 kg
WARRANTY	
LABOR	1 year*
PARTS	2 years*
STANDARD ACCESSORIES AND REPLACEMENT ITEMS	
MAIN BROOM	39122
SIDE BRUSH	39167
FILTER	90100

\* See full warranty for details



**EASY ACCESS**

Gain easy access to batteries and motor. Includes rechargeable, maintenance-free AGM batteries with on-board charger.



**WASTE CONTAINER**

Rugged, corrosion-proof 9-gallon 40 liters debris bin has handle for easy dumping.



## Low-moisture, multi-purpose floor cleaning machine for a healthier and safer indoor environment.

Environmentally preferred, the **BR 13/1 MW** offers the latest cleaning innovation — cylindrical brush technology. The use of cylindrical brush technology uses 30% less water, delivering low-moisture cleaning design and deep scrubbing through concentrated brush speeds of 650 RPMs — over three times higher than the speed of comparable rotary brush automatic scrubbers. Cylindrical brushes provide 4-6 times more contact pressure than rotary brush scrubbing, handling any flat floor surface with ease, as well as structured surfaces such as quarry tile, paver bricks, and raised rubber disc flooring. The **BR 13/1 MW** can also be used for cleaning escalators and moving walkways. For even greater flexibility, the **BR 13/1 MW** can be used on entrance matting and commercial-grade carpeting in conjunction with low-moisture, carpet mill approved encapsulation carpet cleaning. Producing minimal impact to the environment, waste is minimized as cylindrical brushes far outlast rotary pads, using on average one set of brushes for every 100 floor pads. Less time is spent on pad replacement and maintenance, dramatically increasing worker productivity, safety, and cleaning speed.

The soundproof vacuum housing allows the **BR 13/1 MW** to run at a whisper-quiet 69 dB, perfect for day time cleaning in environments including hospitals, nursing homes, schools and hotels. Its compact, 13 in. cleaning path offers wall-to-wall cleaning and is the perfect size for smaller, hard-to-reach areas under furniture and work surfaces. The **BR 13/1 MW** not only excels at maintaining floors, it delivers superior operator comfort with an ergonomic handle and simple control levers making operation and maneuverability a breeze. Its fingertip, lightweight operation ensures less work-related injuries. Where high quality floor cleaning performance, ease of use, product quality and durability are called for, the BR 13/1 MW is the most versatile and effective answer for any hard or soft floor surface.



Great for day-time cleaning or carpet encapsulation!

BR 13/1 MW



### DUAL CLEANING APPLICATIONS

Excellent results on both hard and soft floor coverings including vinyl tile, hardwood, concrete, short nap commercial carpeting, diamond plate, quarry tile, brick, slate, mosaic, studded rubber, granite, marble, rubber floors, and even escalators! For eco-friendly encapsulation carpet cleaning, cylindrical brushes "lift" and revitalize the carpet fibers, while low-moisture solution atomization minimizes the moisture, allergens and bacteria in carpets.



### SOLUTION ATOMIZATION

Cleaning solution is atomized into a fine mist and dispersed through the cylindrical brushes, so less moisture is consumed during the hard floor or carpet cleaning process.



### COMPACT

The BR 13/1 MW takes automatic scrubbing into confined, small-areas where bigger units can not go.



### TRANSPORT EASILY

For fast and simple transport, an optional trolley is available.



### CYLINDRICAL BRUSHES

The BR 13/1 MW comes standard with 4" diameter black brushes for daily cleaning operations. A variety of brushes are available for high performance on structured flooring.

PRODUCT SPECIFICATIONS	
MODEL	BR 13/1 MW
CATALOG NUMBER	99410
MACHINE DIMENSIONS (LXWXH)	15x17x44
NET WEIGHT	55 lbs.
SOLUTION / RECOVERY TANK	1 gal./ .4 gal.
DESIGN CHARACTERISTICS	
TANK CONSTRUCTION	Polyethylene
BRUSH TYPE	2, counter-rotating cylindrical
BRUSH WIDTH	12"
BRUSH DIAMETER	4"
BRUSH RPM	650 rpm
CLEANING PATH	13"
BRUSH MOTOR	1 HP
SOUND LEVEL	69 dB
CLEANING RATE (SQ. FT. PER HOUR)	3,775 square feet
WARRANTY	
LABOR	1 year*
PARTS	2 years*
TANKS	10 years*
ACCESSORIES	
POWER CORD (40 FT.)	33883
STANDARD BRUSH	33855
SOFT BRUSH	33856
HARD BRUSH	33857
ESCALATOR BRUSH	33859
CARPET BRUSH	33926
SIDE BRUSH	33858
TRANSPORT TROLLEY	05-3395-0000

\* See full warranty for details

## Powerful, automatic floor scrubbing in a compact package.

The **BR 16/3** puts the power of automatic scrubbing in a compact package ready for virtually any hard floor surface. This corded electric unit, operates in forward and reverse with a 16" scrubbing path at 660 RPMs. Cleaning approximately 3,200 square feet per hour, your small and congested spaces are clean, healthy and ready for use in no time.

The **BR 16/3** comes standard with brushes, allowing you to replace your standard floor cleaning methods out of the box. Tornado also offers a wide selection of other brushes and pads. This allows the **BR 16/3** to clean multiple hard floor types including ceramic tile, quarry tile, paver brick, raised rubber disc floors and other challenging surfaces

Tornado's **BR 16/3** cylindrical brush machine is designed for environmental sustainability. The use of cylindrical brushes conserves natural resources including water, solution and source materials. Cylindrical brush technology delivers low moisture deep scrubbing through concentrated brush speeds of 660 RPMs — almost 10 times higher than the speed of comparable rotary brush automatic scrubbers, digging deeper into uneven flooring surfaces to remove dirt that a disc unit can't reach. Cylindrical brushes also provide 4-6 times more contact pressure than rotary brush scrubbing, handling any flat or structured floor surface with ease.

PRODUCT SPECIFICATIONS	
MODEL	BR 16/3
CATALOG NUMBER	99406
MACHINE DIMENSIONS	
DIMENSIONS (L X W X H)	21 in x 19 in x 15 in 520 mm x 470 mm x 380 mm
NET WEIGHT	67 lbs. / 33 kg.
SOLUTION TANK	3 gal / 10 l
RECOVERY TANK	3 gal / 10 l
CLEANING SYSTEMS	
PRODUCTIVITY	3200 f <sup>2</sup> per hour 300 m <sup>2</sup> per hour
BRUSH TYPE	Cylindrical
BRUSH WIDTH	16 in / 400 mm
BRUSH RPM	660 RPM
CLEANING PATH	16 in / 400 mm
SOUND LEVEL	71 dB (A)
MOTOR	
BRUSH MOTOR	1.5 HP / 1100 W / 14 A
VACUUM MOTOR	0.67 HP / 500 W / 4 A
WARRANTY	
LABOR	1 year*
PARTS	2 years*
TANKS	10 years*
STANDARD ACCESSORIES	
SOFT BLACK BRUSH (2 INCLUDED)	K5762127
SQUEEGEE SET (2 INCLUDED)	K47773230
OPTIONAL ACCESSORIES AND REPLACEMENT ITEMS	
OIL RESISTANT SQUEEGEE SET (2 REQ.)	K47773230
SOFT SCRUB BRUSH (2 REQ.)	K47622500
MEDIUM SCRUB BRUSH (2 REQ.)	K47622490
HI-LOW GROUT (2 REQ.)	K47622510
GRIT HEAVY SCRUB BRUSH (2 REQ.)	K47622520
HORSE HAIR BRUSHES (2 REQ.)	K47622740
50 FT. EXTENSION CORD (14-3 GAUGE)	32217
CYLINDRICAL PAD SHAFT (2 REQ.)	K47622280
20-PC. LIGHT SCRUB/POLISHING PACK (2 PACKS REQ.)	K63694530
20-PC. HEAVY SCRUBBING PAD PACK (2 PACKS REQ.)	K63694510
20-PC. EXTRA HEAVY SCRUBBING PAD PACK (2 PACKS REQ.)	K63694520
20-PC. POLISHING PAD PACK (2 PACKS REQ.)	K636993880

\* See full warranty for details



### VERSATILE AND COMPACT

The BR 16/3 takes automatic scrubbing technology into confined areas where bigger units can't go.




### PROFESSIONAL PERFORMANCE

Brush pressure adjustment allows variable contact pressure with the floor surface.



### SIMPLE TO USE

Removable solution and recovery tanks are easily emptied, rinsed, and re-filled.



### CYLINDRICAL BRUSHES

The BR 16/3 unit comes standard with brushes for daily cleaning operations. A variety of brushes are available for high performance on structured flooring.

## World-class scrubber delivering versatility and enhanced productivity.

Designed to scrub hard-to-clean areas where a traditional mop and bucket are used, the new, eco-friendly **BD 14/4** battery operated scrubber from Tornado® is compact, powerful, versatile and perfect for small or confined spaces. Cleaning approximately 11,300 square feet in an hour, your small and congested spaces are clean, dry, healthy and safe in no time.

The **BD 14/4's** low-moisture design includes an integrated parabolic squeegee system, mounted just 1" behind the pad. Solution is contained within the cleaning path and instantly recovered, even around 180 degree turns! Floors are left amazingly dry, avoiding touch-up work that is often required on competitive models.

Say goodbye to corded electric units that can cause trips and falls. The **BD 14/4's** eco-friendly, maintenance-free AGM battery eliminates the danger of a power cord and periodic maintenance. What's more, the ergonomic handle minimizes worker fatigue and injuries.



**Great for  
Hard-to-Reach  
Areas!**



**BD 14/4 COMPACT  
AUTO-SCRUBBER**



### REDUCE TRAINING TIME

The unit is so simple to use, you'll save time and money by reducing training time required for your staff. With an ergonomic handle and control system plus easy-to-fill, empty and remove tanks, the BD 14/4 delivers easy and safe operation.



### COMPACT LOW-PROFILE

This highly maneuverable unit reaches difficult areas previously cleaned by a mop and bucket. With an adjustable handle, the unit fits operators of any height.



### COMPACT STORAGE

The collapsible handle and wheels on the back of the unit make storage easy. Stand on end to store in small closets or spaces.

### FITS IN NARROW SPACES

Now clean narrow, congested aisles or stalls with this compact unit. The 14" cleaning path and 3-position adjustable, collapsible handle makes getting under partitions and counters so easy.



### EASY ACCESS TO TANKS AND BATTERIES

For easy maintenance, and access to batteries, simply remove the solution tank for filling and dumping purposes.



### PRODUCT SPECIFICATIONS

<b>MODEL</b>	<b>BD 14/4</b>
<b>PART NUMBER</b>	99414
<b>MACHINE DIMENSIONS</b>	
<b>DIMENSIONS (LXWXH)</b>	38" x 15" x 22"
<b>NET WEIGHT (W/O BATTERIES)</b>	132 lbs.
<b>SHIPPING WEIGHT</b>	185 lbs.
<b>SOLUTION TANK</b>	3.5 gal.
<b>RECOVERY TANK</b>	4 gal.
<b>SQUEEGEE WIDTH</b>	16"
<b>DESIGN CHARACTERISTICS</b>	
<b>TANK CONSTRUCTION</b>	Polyethylene
<b>CLEANING SYSTEM</b>	
<b>PRODUCTIVITY</b>	13,342 (sq. ft. per hour)
<b>BRUSH TYPE</b>	Disc
<b>BRUSH WIDTH</b>	14"
<b>BRUSH RPM</b>	180
<b>CLEANING PATH</b>	14"
<b>SOUND LEVEL</b>	69 dB
<b>MOTOR</b>	
<b>VACUUM MOTOR</b>	0.8 hp
<b>BRUSH MOTOR</b>	0.3 hp
<b>BATTERY</b>	
<b>BATTERY</b>	24 v
<b>WARRANTY</b>	
<b>LABOR</b>	1 year*
<b>BATTERIES/PARTS</b>	1 yr batteries (prorated)/2 yr parts*
<b>TANKS</b>	10 years*
<b>REPLACEMENT ITEMS</b>	
<b>SCRUB BRUSH</b>	48903050
<b>STANDARD REAR SQUEEGEE</b>	48410020
<b>STANDARD FRONT SQUEEGEE</b>	48410010
<b>OPTIONAL ITEMS</b>	
<b>POLY SCRUB BRUSH</b>	48903030
<b>FIVE MIX BRUSH</b>	48903050
<b>13" PAD HOLDER</b>	48803030

\* See full warranty for details



## World-class scrubber delivering versatility and enhanced productivity.

Designed to scrub and dry underneath countertops and small, hard-to-reach areas where a mop is traditionally used, the **BD 17/6 Compact Scrubber** is battery operated and designed to easily tackle these hard-to-clean areas. Offering a six gallon recovery tank and an integrated parabolic squeegee for immediate solution pick-up, this machine makes your most difficult cleaning tasks no problem at all!

The **BD 17/6's** low-moisture design includes an integrated parabolic squeegee system, mounted just 1" behind the pad to immediately capture and contain cleaning solution. The **BD 17/6's** eco-friendly, maintenance-free AGM battery provides long run-times, eliminating the danger of a power cord, and reduces periodic maintenance. What's more, the ergonomic handle is adjustable to accommodate a variety of user-heights, and minimizes worker fatigue and injuries as a result.

Maintenance and access to the brush deck and squeegee on the **BD 17/6** is simple! When the unit is upright in storage position, your staff can easily access the brush deck and squeegee to check parts to ensure they are in top working condition. What's more, you have easy access to the tanks and batteries by simply removing the solution tank for filling and dumping purposes, or to recharge the 24 Volt AGM batteries.



### REDUCE TRAINING TIME

The unit is so simple to use, you'll save time and money by reducing training time required for your staff. With an ergonomic handle and control system plus easy-to-fill, empty and remove tanks, the BD 17/6 delivers easy and safe operation.



### COMPACT LOW-PROFILE

This highly maneuverable unit reaches difficult areas previously cleaned by a mop and bucket. With an adjustable handle, the unit fits operators of any height.

### FITS IN NARROW SPACES

Now clean narrow, congested aisles or stalls with this compact unit. The 17" cleaning path and 3-position adjustable, collapsible handle makes getting under partitions and counters so easy!



### EASY ACCESS TO TANKS AND BATTERIES

For easy maintenance, and access to batteries, simply remove the solution tank for filling and dumping purposes.



**NEW!**

**Great for  
Hard-to-Reach  
Areas!**



**BD 17/6 COMPACT  
AUTO-SCRUBBER**

**180° Rotating  
Squeegee!**

### PRODUCT SPECIFICATIONS

<b>MODEL</b>	<b>BD 17/6</b>
<b>PART NUMBER</b>	99617
<b>MACHINE DIMENSIONS</b>	
<b>DIMENSIONS (LXWXH)</b>	31 in x 24 in x 21 in 793 mm x 603 mm x 518 mm
<b>NET WEIGHT</b>	191 lbs. / 86.5 kg
<b>SOLUTION TANK</b>	6 gal.
<b>RECOVERY TANK</b>	6 gal.
<b>SQUEEGEE WIDTH</b>	20 in / 510 mm
<b>DESIGN CHARACTERISTICS</b>	
<b>TANK CONSTRUCTION</b>	Polyethylene
<b>CLEANING SYSTEM</b>	
<b>PRODUCTIVITY (PER HOUR)</b>	16,200 sq. ft. / 1,505 sq. m
<b>BRUSH TYPE</b>	Disc
<b>BRUSH WIDTH</b>	17 in / 430 mm
<b>BRUSH RPM</b>	190
<b>CLEANING PATH</b>	17 in / 430 mm
<b>SOUND LEVEL</b>	less than 70 dB
<b>MOTOR</b>	
<b>VACUUM MOTOR</b>	340 W / 14 amp
<b>BRUSH MOTOR</b>	340 W / 14 amp
<b>BATTERY</b>	
<b>BATTERY</b>	24 v 34 Ah5
<b>WARRANTY</b>	
<b>LABOR</b>	1 year*
<b>BATTERIES/PARTS</b>	1 yr batteries (prorated)/2 yr parts*
<b>TANKS</b>	10 years
<b>REPLACEMENT ITEMS</b>	
<b>SOFT SCRUB BRUSH</b>	48903150
<b>STANDARD REAR SQUEEGEE</b>	48413020
<b>STANDARD FRONT SQUEEGEE</b>	48413010
<b>OPTIONAL ITEMS</b>	
<b>POLY SCRUB BRUSH</b>	48903130
<b>17" PAD HOLDER</b>	48803050

\* See full warranty for details

The EZ Floorkeeper® Series: Value, performance, and one of the industry's most popular walk-behind scrubbers.



20" EZ BRUSH DRIVE

20" EZ TRACTION DRIVE

24" EZ TRACTION DRIVE

Each of the units in the **EZ Floorkeeper® Series** of automatic scrubbers is perfect for a wide range of flooring services from tile, linoleum and rubberized surfaces to marble and concrete. Ruggedly constructed of rotationally-molded plastic, these machines are a fundamental component in a hard-floor maintenance program. In a single pass, an **EZ Floorkeeper** lays solution, scrubs, and recovers dirty water, leaving a clean, dry floor behind. Tornado® EZs are in use worldwide in retail store chains, grocery stores, and discount stores. Thanks to their quiet operation, compact size, and front-mounted warning light, they can be used in retail settings while customers are shopping.

EZs are also appropriate for commercial and healthcare applications as well as detail cleaning projects in industrial facilities.

**EZ Floorkeepers** are available in a 20" brush-assisted model, a 20" traction drive unit, and a 24" traction drive unit. All units feature 200 rpm brush speed, 3-stage vac motor, speed control, 13-gallon solution tank and 13-gallon recovery tank. All models come standard with swing squeegee, pad holder, batteries, and charger.

PRODUCT SPECIFICATIONS			
MODEL	20" EZ BRUSH DRIVE	20" EZ TRACTION DRIVE	24" EZ TRACTION DRIVE
CATALOG NUMBER	99105A & 99105B	99125A & 99125B	99130
MACHINE DIMENSIONS			
DIMENSIONS (L X W X H)	49" X 22" X 37"	49" X 22" X 37"	53" X 28" X 37"
WEIGHT W/OUT BATTERIES	151 LBS	166 LBS	172 LBS
SOLUTION TANK	13 GAL	13 GAL	13 GAL
RECOVERY TANK	13 GAL	13 GAL	13 GAL
CLEANING SYSTEM			
CLEANING PATH	20"	20"	24"
SWING SQUEEGEE	28"	28"	32"
BRUSH/PAD SIZE	20"	20"	24"
BRUSH/PAD SPEED	200 rpm	200 rpm	200 rpm
BRUSH/PAD PRESSURE	67 LBS	65-85 LBS	72 LBS
CFM	65	65	65
WATERLIFT	71"	71"	71"
MOTORS			
3-STAGE VAC MOTOR	.75 HP	.75 HP	.75 HP
BRUSH MOTOR	1.0 HP	1.0 HP	1.0 HP
DRIVE	Brush Assist	Traction Drive	Traction Drive
FORWARD SPEED	0 to 150 fpm	0 to 200 fpm	0 to 200 fpm
REVERSE SPEED	N/A	150 fpm	150 fpm
WARRANTY			
LABOR	1 year*	1 year*	1 year*
BATTERIES/PARTS	1 yr batteries (prorated)/2 yr parts*	1 yr batteries (prorated)/2 yr parts*	1 yr batteries (prorated)/2 yr parts*
TANKS	10 years*	10 years*	10 years*
STANDARD ACCESSORIES AND REPLACEMENT ITEMS			
PAD HOLDER (1 INCLUDED W/ UNIT)	99262	99262	99272
SQUEEGEE REPLACEMENT KIT	18709	18709	18710
BATTERIES	24 V System	24 V System	24 V System
OPTIONAL ACCESSORIES AND ATTACHMENTS			
POLY SCRUB BRUSH (1 REQ.)	99260	99260	99270
GRIT BRUSH (1 REQUIRED)	99263	99263	N/A
1.5" WET ATTACHMENT SET	90676	90676	90676

\*See full warranty for details.



**THE EZ TRACTION DRIVE: QUIET, POWERFUL, RELIABLE OPERATION**

The 20" EZ-TD and the 24" EZ-TD feature a traction drive system for the unit's forward motion. The traction drive is a sealed gear unit, a significant reduction in part number compared to competitive units. The traction drive requires no maintenance, has no lube points, and is extremely quiet.

**COMMON SENSE FEATURES**

A see-through lid on the recovery tank allows the operator to monitor recovery tank level for optimal machine performance.



**PROFESSIONAL PERFORMANCE**

The EZs leave behind a clean, dry floor. Easy-to-use controls make the unit an operator favorite the world over.

**VALUE**

The EZ Series offers some of the industry's most competitive automatic scrubbing packages available today.

**SERVICE MADE SIMPLE**

The battery compartment is easily accessible for maintenance and service operations by qualified personnel.

## World-class scrubbers delivering leading edge innovation, durability, and versatility.

Designed from the ground up with our customer's needs in mind, the new **BR and BD small walk-behind scrubber family** from Tornado® is perfect for smaller spaces and is offered in your choice of disc or cylindrical brush for hard floor scrubbing. These small scrubbers meet rigorous global user standards for durability and productivity, offering enhanced features, benefits and a sleek look that clearly outmatches the competition.

Tornado's cylindrical brush units are designed for environmental sustainability. These units conserve natural resources including water, solution and source materials, and also operate at a whisper-quiet 67 dB, which is perfect for use in noise-sensitive facilities such as hospitals, schools, libraries, restaurants, retail shops, and more. Cylindrical brush technology delivers low moisture deep scrubbing through concentrated brush speeds of 1300 RPM — over six times higher than the speed of comparable rotary brush automatic scrubbers. Cylindrical brushes also provide 4-6 times more contact pressure than rotary brush scrubbing, handling any flat floor surface with ease, as well as structured surfaces such as quarry tile, paver bricks, and raised rubber disc flooring.

When it comes to durability, our small walk-behind scrubbers feature a tough, no-hassle, quick-change parabolic squeegee system delivering 100% solution recovery — even on 180 degree turns. Constructed with a tough roto-molded polyethylene body, you'll get years of maximum performance and reliability, while experiencing minimal machine down-time with its wide-open clam-shell design for fast and easy access to tanks, batteries and motor. What's more, these units come standard with a 10 year warranty on the body and tanks for years of hassle-free use and reliability.



BR 18/11



### Less Solution and Water



#### DISC PADS AND BRUSHES

The BD units come standard with pad holders. When used with the appropriate pad, this is the ideal solution to daily maintenance cleaning. The BD machines can be fitted with a variety of optional scrub brushes, a time-proven solution for smooth floors.



#### CYLINDRICAL BRUSHES

The BR units come standard with white brushes for daily cleaning operations. A variety of brushes are available for high performance on structured flooring.



#### ON-BOARD CHARGER

The BR 18/11 cylindrical brush scrubber comes standard with a built-in on-board charger to ensure quick and easy charging.

#### BD 20/11



#### PARABOLIC SQUEEGEE

Heavy duty assembly featuring a four-sided rear blade with quick release lever to facilitate squeegee changes in 10 seconds or less! This ensures a lower cost of ownership.

#### EASY TO CLEAN

Quick release recovery tank lid for easy tank rinsing and filling.



#### VACUUM MOTOR PROTECTION

Automatic recovery tank float shut off device to avoid foam and water from damaging vacuum motors.



#### SILENT SUPERVISOR

Ergonomic handle and easy-to-read control panel displays battery run time and charge indicator, maximizing your team's cleaning efficiency and protecting your investment.

PRODUCT SPECIFICATIONS		
MODEL	BR 18/11	BD 20/11
CATALOG NUMBER	99685	99680
MACHINE DIMENSIONS		
L X W X H	43" X 21" X 41"	43" X 21" X 41"
NET WEIGHT	157 lbs.	157 lbs.
SOLUTION / RECOVERY TANK	11 gal. / 12 gal.	11 gal. / 12 gal.
SQUEEGEE WIDTH	31"	31"
DESIGN CHARACTERISTICS		
TANK CONSTRUCTION	Polyethylene	Polyethylene
CLEANING SYSTEM		
BRUSH TYPE	Cylindrical	Disk
BRUSH WIDTH	18"	20"
BRUSH RPM	1300	350
BRUSH PRESSURE	50 lbs.	50 lbs.
CLEANING PATH	18"	18"
PRODUCTIVITY		
CLEANING RATE (SQ. FT PER HOUR)	17,969	18,830
MOTORS		
VACUUM MOTOR	.6 hp	.6 hp
BRUSH MOTOR	.6 hp	.6 hp
SOUND LEVEL	66 dB	66 dB
BATTERY		
VOLTAGE	24	24
WARRANTY		
LABOR	1 year*	1 year*
BATTERIES/PARTS	1 yr batteries (prorated)/2 yr parts*	1 yr batteries (prorated)/2 yr parts*
TANKS	10 years*	10 years*
REPLACEMENT AND OPTIONAL ITEMS		
20" PAD HOLDER	NA	48802020
SOFT SCRUB BRUSH (2 REQUIRED)	K5762172	48902010
STANDARD REAR SQUEEGEE	48401010	48401010
POLY/OIL RESISTANT FRONT SQUEEGEE	48401020	48401020
MEDIUM SCRUB BRUSH (2 REQUIRED)	K5762169	48902020
HI-LOW GROUT BRUSH (2 REQUIRED)	K5762170	NA
GRIT SCRUB BRUSH (2 REQUIRED)	K5762171	48902030

\* See full warranty for details



## World-class scrubbers delivering leading edge innovation, durability, and versatility.

Tornado's **BR 22/14 and BD 26/14 Medium Walk-Behind Scrubbers** are designed for use in moderately spaced interiors, and deliver world class scrubbing performance, amazing durability, and environmental sustainability. With Tornado's world class medium walk-behind auto scrubbers, you'll get enhanced cleaning performance, drier floors and increased building and occupant safety.

Rigorously tested in the field, the BR and BD family of medium walk-behind scrubbers are constructed with a tough rotomold polyethylene body, ensuring years of maximum performance and reliability. Service down-time is significantly reduced with its wide-open design for fast and easy access to tanks, batteries and motor. When it comes to longevity, Tornado's BR and BD medium walk-behind scrubbers come standard with a 10 year warranty on the body and tanks for years of hassle-free use and reliability.

The environmentally preferred BR units offer cylindrical brush technology which delivers low moisture cleaning design and deep scrubbing through concentrated brush speeds of 1300 RPM—over six times higher than the speed of comparable rotary brush automatic scrubbers. Cylindrical brushes provide 4-6 times more contact pressure than rotary brush scrubbing, handling flat and structured floor surface with ease. Source reduction and environmental waste are minimized as cylindrical brushes far outlast rotary pads, using on average, one set of brushes for every 100 floor pads. This also means increased worker productivity, safety, cleaning speed, and significantly less time spent on pad replacement and maintenance.

**Whisper-Quiet  
67 dB**



**NEW!  
Traction  
Drive**



**BD 26/14**

PRODUCT SPECIFICATIONS			
<b>MODEL</b>	BR 22/14	BR 22/14T	BD 26/14
<b>CATALOG NUMBER</b>	99695	99695T	99720
MACHINE DIMENSIONS			
<b>L X W X H</b>	50" X 24" X 42"	50" X 24" X 42"	53" X 28" X 42"
<b>NET WEIGHT</b>	223 lbs.	223 lbs.	244 lbs.
<b>SOLUTION / RECOVERY TANK</b>	14 / 15 gal.	14 / 15 gal.	14 / 15 gal.
<b>SQUEEGEE WIDTH</b>	33"	33"	33"
DESIGN CHARACTERISTICS			
<b>TANK CONSTRUCTION</b>	Polyethylene	Polyethylene	Polyethylene
CLEANING SYSTEM			
<b>BRUSH TYPE</b>	Cylindrical	Cylindrical	Twin Disk
<b>BRUSH WIDTH</b>	22"	22"	26"
<b>BRUSH RPM</b>	1300	1300	345
<b>BRUSH PRESSURE</b>	79 lbs.	79 lbs.	110 lbs. max.
<b>CLEANING PATH</b>	22"	22"	26"
PRODUCTIVITY			
<b>CLEANING RATE (SQ. FT PER HOUR)</b>	20,552	22,000	29,225
MOTORS			
<b>VACUUM MOTOR</b>	.6 hp	.6 hp	.8 hp
<b>BRUSH MOTOR</b>	.6 hp	.6 hp	1.0 hp
<b>TRACTION DRIVE</b>	No	Yes	Yes
<b>SOUND LEVEL</b>	67 dB	67 dB	67 dB
BATTERY			
<b>VOLTAGE</b>	24	24	24
<b>ON-BOARD CHARGER</b>	No	Yes	No
WARRANTY			
<b>LABOR</b>	1 year*	1 year*	1 year*
<b>BATTERIES/PARTS</b>	1 yr batteries (prorated)/ 2 yr parts*	1 yr batteries (prorated)/ 2 yr parts*	1 yr batteries (prorated)/ 2 yr parts*
<b>TANKS</b>	10 years*	10 years*	10 years*
REPLACEMENT AND OPTIONAL ITEMS			
<b>STANDARD REAR SQUEEGEE</b>	48402010	48402010	48402010
<b>POLY/OIL RESISTANT FRONT SQUEEGEE</b>	48402020	48402020	48402020
<b>OIL RESISTANT REAR SQUEEGEE</b>	48402040	48402040	48402040
<b>11" PAD HOLDER (2 REQUIRED)</b>	NA	NA	NA
<b>13" PAD HOLDER (2 REQUIRED)</b>	NA	NA	48803030
<b>11" MEDIUM SCRUB BRUSH (2 REQ.)</b>	NA	NA	NA
<b>MEDIUM SCRUB BRUSH (2 REQ.)</b>	K5762296	K5762296	NA
<b>13" MEDIUM SCRUB BRUSH (2 REQ.)</b>	NA	NA	48903020
<b>11" GRIT SCRUB BRUSH (2 REQ.)</b>	NA	NA	NA
<b>GRIT SCRUB BRUSH (2 REQ.)</b>	K5762300	K5762300	NA
<b>13" GRIT SCRUB BRUSH (2 REQ.)</b>	NA	NA	48903040
<b>SOFT SCRUB BRUSH (2 REQ.)</b>	K5762297	K5762297	NA
<b>HI-LOW GROUT BRUSH (2 REQ.)</b>	K5762298	K5762298	NA

\* See full warranty for details



**BR 22/14**



### DISC PADS AND BRUSHES

The BD units come standard with pad holders. When used with the appropriate pad, this is the ideal solution to daily maintenance cleaning. The BD machines can be fitted with a variety of optional scrub brushes, a time-proven solution for smooth floors.



### ON-BOARD CHARGER

The BR 22/14T cylindrical brush scrubber comes standard with a built-in on-board charger to ensure quick and easy charging.



### CYLINDRICAL BRUSHES

The BR unit comes standard with white brushes for daily cleaning operations. A variety of brushes are available for high performance on structured flooring.

### EASY MAINTENANCE

A sturdy hood strut keeps lid open during maintenance, allowing easy access to batteries, vacuum motors and hoses.



### QUICK BRUSH CHANGE

Deck shroud peels back allowing easy access to change brushes.



### MANUAL LEVERS FOR GREATER RELIABILITY

Our walk-behind models feature long lasting, all-manual levers that raise and lower decks.

## World-class scrubber delivering superior productivity, durability and improved health

Tornado's new **BD 26/26** walk-behind scrubber offers world class scrubbing, a wide cleaning path and large capacity solution and recovery tanks. This unit is perfect for use in grocery stores, retail facilities, hospitals, and warehouses. **The BD 26/26** lays down cleaning solution, scrubs, then vacuums away dirty solution, leaving floors clean and dry in just one pass, even around 180 degree turns. Clean over 32,300 square feet per hour while increasing your building's occupant health and safety.

Rigorously tested in the field, the **BD 26/26** walk-behind scrubber is constructed with a tough roto-molded polyethylene body, ensuring years of maximum performance and reliability. Service down-time is significantly reduced with its wide-open clam shell design for fast and easy access to tanks, batteries and motor. There are no tools required when changing disc brushes. When it comes to longevity, Tornado's **BD 26/26** walk-behind scrubber will outlast the competition, and comes standard with a 10 year warranty on the body and tanks for years of hassle-free use and reliability.

The **BD 26/26** improves the health of your facility by offering a choice of traditional wet or eco-friendly, maintenance-free AGM batteries. With Tornado's eco-friendly AGM batteries, you can say good-bye to dangerous battery maintenance, risk of work-related injury, and hello to increased worker safety. This also results in increased worker productivity and cleaning speed. Clean quietly with the **BD 26/26's** OSHA-recognized, whisper-quiet 67 decibel level. Less noise results in reduced distractions and ensures improved working conditions for your staff.



**BD 26/26**

**Whisper-Quiet,  
OSHA recognized 67 dB**



### DISC PADS AND BRUSHES

The BD 26/26 comes standard with pad holders. When used with the appropriate pad, this is the ideal solution to daily maintenance cleaning. The unit can be fitted with a variety of optional scrub brushes, a time-proven solution for smooth floors.



### EASY MAINTENANCE

A locking hood strut keeps the lid open during maintenance for safe and easy access to batteries, vacuum motors and hoses. The clam shell design allows the batteries to breathe during the charging process, preventing moisture and corrosion build-up of the battery posts.



### SILENT SUPERVISOR

Ergonomic handle and easy-to-read control panel displays battery run time and charge indicator, maximizing your team's cleaning efficiency and protecting your investment.



### QUICK PAD CHANGE

Deck shroud peels back for easy access to change disc pads.

### PARABOLIC SQUEEGEE

The parabolic squeegee ensures 100% solution recovery, even around 180 degree turns. Heavy duty assembly features a four-sided rear blade with quick-release lever to facilitate squeegee changes in just 10 seconds or less!



### PRODUCT SPECIFICATIONS

<b>MODEL</b>	<b>BD 26/26</b>
<b>PART NUMBER</b>	99726
<b>MACHINE DIMENSIONS</b>	
<b>DIMENSIONS (LXWXH)</b>	66" x 29" x 47"
<b>NET WEIGHT (W/O BATTERIES)</b>	700 lbs.
<b>SHIPPING WEIGHT</b>	800 lbs.
<b>SOLUTION TANK</b>	26 gal.
<b>RECOVERY TANK</b>	28 gal.
<b>SQUEEGEE WIDTH</b>	39"
<b>DESIGN CHARACTERISTICS</b>	
<b>TANK CONSTRUCTION</b>	Polyethylene
<b>CLEANING SYSTEM</b>	
<b>PRODUCTIVITY (FT<sup>2</sup> PER HOUR)</b>	32,280
<b>BRUSH TYPE</b>	Disc
<b>BRUSH WIDTH (2 BRUSHES)</b>	13"
<b>BRUSH RPM</b>	190
<b>BRUSH PRESSURE</b>	up to 133 lbs.
<b>CLEANING PATH</b>	26"
<b>SOUND LEVEL</b>	67 dB
<b>MOTOR</b>	
<b>VACUUM MOTOR</b>	0.8 hp
<b>BRUSH MOTOR</b>	1.1 hp
<b>BATTERY</b>	
<b>BATTERY</b>	24 v
<b>WARRANTY</b>	
<b>LABOR</b>	1 year*
<b>BATTERIES/PARTS</b>	1 yr batteries (prorated)/2 yr parts*
<b>TANKS</b>	10 years*
<b>REPLACEMENT ITEMS</b>	
<b>13" PAD HOLDER (2 REQUIRED)</b>	48803030
<b>STANDARD REAR SQUEEGEE</b>	48406100
<b>STANDARD FRONT SQUEEGEE</b>	48403020

\* See full warranty for details



World-class scrubbers delivering increased productivity, durability, health and safety.

Maintain and renew hard floor surfaces faster than ever before. Tornado's **BR 28/27 and BD 26/27 Ride-on Automatic Scrubbers** increase cleaning productivity in areas where walk-behind scrubbers were used in the past, thanks to their compact footprint and great maneuverability. The **BR 28/27 and BD 26/27** are the perfect units for supermarkets, schools, health care, warehouses, and more. Operating at an incredibly low 69 dB the units are also perfect for daytime cleaning needs.

For effortless operation, Tornado's ride-on **BR 28/27 and BD 26/27** offers an automatic mode which starts all of the necessary operations of the scrubber once turned on. This system constantly controls the operation parameters to guarantee longer runtime and reliability. When an operator places the unit in reverse, as an example, the unit intuitively retracts the squeegee. The **BR 28/27 and BD 26/27** are the newest units in Tornado's family of scrubbers, which are recognized throughout the industry as market leaders and world-class products!

Tornado's **BR 28/27 and BD 26/27 Ride-on Automatic Scrubbers** are perfect for use in many different environments including:

- Supermarkets
- Warehouses
- Schools
- Health Clubs
- Hospitals, and more.



BD 26/27



PRODUCT SPECIFICATIONS		
MODEL	BD 26/27	BR 28/27
PART NUMBER	99770	99775
MACHINE DIMENSIONS		
DIMENSIONS (LXWXH)	62" x 28" x 52"	62" x 31" x 52"
NET WEIGHT (W/O BATTERIES)	573 lbs.	578 lbs.
SHIPPING WEIGHT	672 lbs.	677 lbs.
SOLUTION TANK	27 gal.	27 gal.
RECOVERY TANK	27 gal.	28 gal.
SQUEEGEE WIDTH	39"	38.5"
DESIGN CHARACTERISTICS		
TANK CONSTRUCTION	Polyethylene	Polyethylene
CLEANING SYSTEM		
PRODUCTIVITY	35,508 (Ft2 Per Hour)	37,673 (Ft2 Per Hour)
BRUSH TYPE	Disc	Cylindrical
BRUSH WIDTH	26"	28"
BRUSH RPM	190	785
BRUSH PRESSURE	132 lbs. max	320 lbs. max
CLEANING PATH	26"	28"
SOUND LEVEL	69 dB	69 dB
MOTOR		
VACUUM MOTOR	580 W	580 W
BRUSH MOTOR	650 W	two 600 W
BATTERY		
BATTERY	24 v	24 v
WARRANTY		
LABOR	1 year*	1 year*
BATTERIES/PARTS	1 yr batteries (prorated)/2 yr parts*	1 yr batteries (prorated)/2 yr parts*
TANKS	10 years*	10 years*
REPLACEMENT ITEMS		
13" PAD HOLDER	48803030	N/A
STANDARD FRONT SQUEEGEE	48403020	N/A
STANDARD REAR SQUEEGEE	48406100	N/A
POLY SCRUB BRUSH	N/A	48906020
OPTIONAL ITEMS		
EXTRA SOFT SCRUB BRUSH	N/A	48906100
MEDIUM SCRUB BRUSH	N/A	48906060
HI-LOW SCRUB BRUSH	N/A	48906040
GRIT SCRUB BRUSH	N/A	48906080
13" MEDIUM SCRUB BRUSH	48903020	N/A
13" GRIT SCRUB BRUSH	48903040	N/A

\* See full warranty for details



**COMPACT LOW-PROFILE**

This highly maneuverable unit reaches difficult areas previously cleaned by larger ride-on scrubbers.



**EASY ACCESS TO TANKS AND BATTERIES**

For easy maintenance, gain access to batteries by simply lifting the seat.



**SILENT SUPERVISOR**

Ergonomic handle and easy-to-read control panel displays battery run time and charge indicator, maximizing your team's cleaning efficiency and protecting your investment.

**DISC PADS AND BRUSHES**

The BD units come standard with pad holders. When used with the appropriate pad, this is the ideal solution to daily maintenance cleaning. The BD machines can be fitted with a variety of optional scrub brushes, a time-proven solution for smooth floors.



**CYLINDRICAL BRUSHES**

The BR unit comes standard with brushes for daily cleaning operations. A variety of brushes are available for high performance on structured flooring.

Note: Brushes shown above are examples. Actual brushes colors may vary.





## World-class ride-on automatic scrubbers — attractive design, advanced engineering, unsurpassed performance.

Renew hard floor surfaces in large, unobstructed spaces faster than ever before. Tornado's ride-on automatic scrubbers increase cleaning productivity in areas including supermarkets, manufacturing plants, airports, exhibit halls and much more.

For effortless operation, Tornado's **Ride-On BR/BD 33/30** units offer an automatic mode which will start all necessary operations of the scrubber once it is turned on. This system also gradually starts all of the motors and constantly controls the operation parameters to guarantee longer run-time and reliability. When in reverse, this machine also includes an automatic squeegee retraction feature.

### Features of the BR 33/30 and BD 33/30

- Both units have a 33" cleaning path
- BR unit comes standard with a stainless steel pre-sweep function
- 30 gallon solution tank
- Automatic operation control mode and squeegee retraction when in reverse
- Steering radius of only 6 feet for maneuvering tight corners
- Simple operator interface
- Exceptionally durable Roto-molded polyethylene construction
- Ergonomic design
- 3 settings for brush pressure



BR 33/30



#### PARABOLIC SQUEEGEE

Heavy duty assembly featuring a four-sided rear blade with quick release lever to facilitate squeegee changes in 10 seconds or less! This ensures a lower cost of ownership.



#### SAFETY FEATURES:

To ensure worker safety, the machine includes a roll-bar for greater operator protection.

#### SILENT SUPERVISOR

Ergonomic handle and easy-to-read control panel displays battery run time and charge indicator, maximizing your team's cleaning efficiency and protecting your investment.

#### QUICK BRUSH CHANGE

Deck shroud peels back allowing easy access to change brushes.



#### CYLINDRICAL BRUSHES

The BR unit comes standard with white brushes for daily cleaning operations. A variety of brushes are available for high performance on structured flooring.

Note: Brushes shown above are examples. Actual brushes colors may vary.

#### DISC PADS AND BRUSHES

The BD unit comes standard with pad holders. When used with the appropriate pad, this is the ideal solution to daily maintenance cleaning. The BD machine can be fitted with a variety of optional scrub brushes, a time-proven solution for smooth floors.



PRODUCT SPECIFICATIONS		
MODEL	BD 33/30	BR 33/30
CATALOG NUMBER	99780	99785
MACHINE DIMENSIONS		
L X W X H	65" X 35" X 67"	65" X 36" X 51"
NET WEIGHT	690 lbs.	739 lbs.
SOLUTION / RECOVERY TANK	30 / 32 gal.	30 / 32 gal.
SQUEEGEE WIDTH	45"	45"
DESIGN CHARACTERISTICS		
TANK CONSTRUCTION	Polyethylene	Polyethylene
CLEANING SYSTEM		
BRUSH TYPE	Twinn Disk	Cylindrical
BRUSH WIDTH	33"	33"
BRUSH RPM	162	785
BRUSH PRESSURE	187 lbs. (max)	176 lbs. (max)
CLEANING PATH	33"	33"
PRODUCTIVITY		
CLEANING RATE (SQ. FT PER HOUR)	55,952	55,952
MOTORS		
VACUUM MOTOR	.7 hp	.8 hp
BRUSH MOTOR	1.5 hp	.9 hp
SOUND LEVEL	70 dB	70 dB
BATTERY		
VOLTAGE	36	36
WARRANTY		
LABOR	1 year*	1 year*
PARTS	1 year*	1 year*
TANKS	10 years*	10 years*
REPLACEMENT AND OPTIONAL ITEMS		
STANDARD REAR SQUEEGEE	48406100	48406100
POLY / OIL RESISTANT FRONT SQUEEGEE	48403110	48403110
OIL RESISTANT REAR SQUEEGEE	48406030	48406030
POLY SCRUB BRUSH	NA	NA
MEDIUM SCRUB BRUSH	NA	48906050
HI-LOW GROUT BRUSH	NA	48906030
GRIT SCRUB BRUSH	NA	48906070
16.5" PAD HOLDER (2 REQ.)	48803050	NA
16.5" SOFT BRUSH (2 REQ.)	48906010	NA
16.5" MEDIUM SCRUB BRUSH (2 REQ.)	48903120	NA
16.5" GRIT SCRUB BRUSH (2 REQ.)	48903140	NA

\* See full warranty for details

Great Value!

A complete range of wet-dry vacuums, designed to work in any environment and tackle any cleaning challenge.

Tornado's **Taskforce® series of Wet/Dry Vacuums** are some of the toughest, most versatile, and cost-effective tank vacuums on the market. Available in your choice of either a polyethylene or stainless steel body and in sizes ranging from ten, fifteen, seventeen and twenty gallon capacities, these vacuums offer a 1.61 HP vac motor and generate 114 cfm and 90" of waterlift. The **Taskforce®** series effectively handles general dry debris pick up in commercial environments, as well as liquids such as water, scrubbing solutions, and stripping solutions. These vacuums are perfect not only for general maintenance and cleaning, but also to manage soil and moisture in high-traffic areas, or can be paired with floor machines and other mopping and scrubbing operations as well.

The **Taskforce** series comes complete with an attachment and accessory set, including hose, wand, carpet tool, squeegee tool, crevice tool, and dusting tool. The swivel hose connector allows 360-degree hose rotation, letting you move the vacuum without fear of disconnects. The tools and accessories can be used for a variety of applications and debris types.

You can count on Tornado's wet-dry vacuums to get the job done, whether being used for construction site clean-up, around the shop, or for emergency wet pickup around busy entryways. Tornado has been proudly producing world-class vacuums since 1927, and as always, our wet-dry vacuums stand for quality and superior durability.:



1. TASKFORCE 10 (94234)
2. TASKFORCE 17 (94230)
3. TASKFORCE 15 (94232)
4. TASKFORCE 20 (94236)

PRODUCT SPECIFICATIONS				
MODEL	Taskforce 10	Taskforce 15	Taskforce 17	Taskforce 20 Trot-Mop
CATALOG NUMBER	94234	94232	94230	94236
MACHINE DIMENSIONS				
L X W X H	19in x 16in x 28in 48cm x 41cm x 71cm	28in x 21in x 37 in 71cm x 53cm x 94cm	24in x 18in x 36in 61cm x 46cm x 91cm	22in x 24in x 38in** 56cm x 61cm x 97cm**
NET WEIGHT	29 lbs / 13 kg	52 lbs / 24 kg	36 lbs / 16 kg	63 lbs / 29 kg
TANK SIZE	10 gal / 38 liters	15 gal / 57 liters	17 gal / 64 liters	20 gal / 76 liters
WET WORKING CAPACITY	5 gal / 19 liters	10 gal / 38 liters	12 gal / 45 liters	15 gal / 57 liters
CORD LENGTH	30 ft / 9 m	30 ft / 9 m	30 ft / 9 m	30 ft / 9 m
DESIGN CHARACTERISTICS				
BODY CONSTRUCTION	Polyethylene	18 Gauge Stainless Steel	Polyethylene	18 Gauge Stainless Steel
HOSE	1.5" x 10' Hose with swivel connector/cuff lock	1.5" x 10' Hose with swivel connector/cuff lock	1.5" x 10' Hose with swivel connector/cuff lock	1.5" x 10' Hose with swivel connector/cuff lock
WHEEL DIMENSION	7" non-scuff soft rear / 3" swivel casters	8" non-scuff soft rear / 3" swivel casters	7" non-scuff soft rear / 3" swivel casters	9.5" non-scuff rear
DUMP SYSTEM	Lift-and-pour tank	Tilt-and-Pour tank	Rear drain hose	Tilt-and-Pour tank
CLEANING SYSTEM				
CFM	114	114	114	114
WATER LIFT	90"	90"	90"	90"
FILTRATION	Cloth filter for dry recovery	Cloth filter for dry recovery	Cloth filter for dry recovery	Cloth filter for dry recovery
MOTORS				
MOTOR TYPE	One-2 stage motor	One-2 stage motor	One-2 stage motor	One-2 stage motor
MOTOR POWER	120 V / 1200 watts	120 V / 1200 watts	120 V / 1200 watts	120 V / 1200 watts
MOTOR HP	1.6 hp	1.6 hp	1.6 hp	1.6 hp
WARRANTY				
LABOR	1 year*	1 year*	1 year*	1 year*
PARTS	2 years*	2 years*	2 years*	2 years*
REPLACEMENT ITEMS AND ACCESSORIES				
PAPER FILTER	WD36	WD36	WD36	WD36
FILTER ASSEMBLY	WD3	WD3	WD3	WD3
EXTENSION WAND	WD29	WD29	WD29	WD29
BRUSH NOZZLE ASSEMBLY	WD112	WD112	WD112	WD112
CREVICE TOOL	WD32	WD32	WD32	WD32
ROUND BRUSH	WD33	WD33	WD33	WD33
FRONT MOUNT SQUEEGEE	N/A	FM100	FM100H	FM100 standard



**PACKAGED COMPLETE**  
Standard attachments include a crush proof hose, two-piece wand, hard floor tool, squeegee attachment, dust brush and crevice tool.

**WASHABLE FILTER**  
The filter is easily removed from the float cage for washing and re-use.

**CONVENIENT**  
Dispose of waste water easily with the tip-and-pour tank.



## Simultaneous wet and dry recovery, with a rugged design that withstands demanding applications.

It's simple physics. Recovering heavier debris efficiently requires increased airflow when using a vacuum. The **Taskforce® External Filter Wet/Dry Vacuum** creates powerful air flow beyond that found in traditional wet/dry vacuums. As a result, the unit is perfect for maintenance departments and industrial applications where the recovery of heavier debris is an everyday part of the job. Dry wall dust, sawdust, cement dust, water, and powder are no match for its recovery power. This electric unit can be easily moved from the tool shop to the factory floor or building site or other places where rapid pick-up of heavy debris is a must.

Better still, the **Taskforce®** can recover wet and dry material without the need to stop and change or clean an internal filter. That means added efficiency, reduced work stoppage, and no more guesswork when it comes to choosing the right filter for debris recovery. A 2.25 HP powerhead with 184 CFM of airflow is fitted on a 16-gallon T-Lite thermoplastic tank. The tank is crack and corrosion resistant and sits on a convenient tip-and-pour carrier with four wheels for easy transport. An external filter comes standard with the unit. A true 2" intake can be fitted with 1.5" and 2" hoses and attachments. A wide selection of optional tools and attachments (see below) are available for a variety of applications.



**EXTERNAL FILTER VAC**

PRODUCT SPECIFICATIONS	
MODEL	TASKFORCE® EXTERNAL FILTER VAC
CATALOG NUMBER	98995
VAC HP	2.25
POWER CORD	14/3 50' long
CFM	184
WATERLIFT	51"
T-LITE TANK	16 gal
WET/DRY CAPACITY	12 gal/1.3 bshl.
FILTER AREA	1268 Sq. In.
SIZE (L X W X H)	24" X 20" X 38"
WEIGHT	65 lbs.
WARRANTY	
LABOR	1 year*
PARTS	2 years*
STANDARD ACCESSORIES AND REPLACEMENT PARTS (Included with unit)	
EXTERNAL FILTER	90377
OPTIONAL ACCESSORIES AND ATTACHMENTS	
LIQUID SHUT-OFF FOR EXTERNAL FILTER VACS	90573
BLOWING NOZZLE	90010
1.5" WET/DRY INDUSTRIAL TANK VAC ATTACHMENT SET	90660*
*90660 Includes all of the following, which may also be ordered individually:	
15' X 1.5" URETHANE STATIC CONDUCTIVE HOSE W/ SLEEVE	90684
DOUBLE-CURVED 1.5" WAND	90286
14" X 1.5" SQUEEGEE FLOOR TOOL	90240
14" X 1.5" FIBER FLOOR TOOL	90242
18" X 1.5" ROUND NOZZLE	90414

\* See full warranty for details

\*This is the recommended attachment set for this unit. Other sets may be used and are found in the Tornado® Buyers Guide.

EXTERNAL FILTER VAC APPLICATION PERFORMANCE GUIDE			
(★ = Excellent; ✓ = Good)			
WATER	✓	POWDER	★
CUTTING OIL	★	ULTRA FINE POWDER	★
MACHINE OIL	✓	SAND	✓
LIGHT SOLID DEBRIS	★	OIL DRY	✓
HEAVY SOLID DEBRIS	✓	METAL SHAVINGS AND CHIPS	✓
SAWDUST	★		



**MOBILE**

4" front swivel casters and 10" rear wheels permit easy transport, stability and control regardless of how full the tank is.



**POWERFUL**

A 2.25 HP powerhead provides the needed power to tackle many aggressive industrial vacuuming applications. The powerhead is fitted on the tank cover with a locking collar. It can easily be removed for service, transport, or blowing applications.



**OPERATOR-FRIENDLY**

The tip-and-pour tank and carrier makes transport and disposal of a full tank easy and hassle-free. A tool caddy is mounted on the back for optional tools and attachments, spray bottles, and other cleaning supplies.

**SIMPLE AND EFFECTIVE**

The unit can be broken down easily. Shown here: The 16-gallon T-Lite thermoplastic tank and the detachable 2.25 HP powerhead. The powerhead can be removed from the cover and used separately with an optional blowing nozzle for air blowing/sweeping. A large poly external filter comes standard with the unit as well.



## Simultaneous wet and dry recovery, powered by compressed air for maximum performance.

Powered by compressed air, the **Taskforce® External Filter Air Vacuum** creates waterlift substantially beyond that found in traditional wet/dry vacuums. The unit is ideal for heavy-duty applications requiring extremely aggressive suction power. This machine is perfect for rapid high-volume recovery of wet material, and with its external filter, can recover dry material as well.

From the tool shop to the factory floor, this unit handles such challenges as water, oil, powder, metal shavings, oil dry, and a variety of other common types of debris in an industrial environment. Better still, the Taskforce® can recover wet and dry material without the need to stop and change or clean an internal filter.

That means minimal stoppages and no more operator guesswork on choosing the right filter for the right application. It should be noted that an air compressor, airline, and line couplings are required for operation and are not available from Tornado®.

For the 95953, the priority is power. A patented Venturi powerhead with incredible 242" waterlift is fitted on a 18-gallon stainless tank. Furthermore, the machine has no moving parts and is spark-free. The tank sits on a convenient tip-and-pour carrier with four wheels for easy transport. An external filter comes standard with the unit. A wide selection of optional tools and attachments are available for a variety of applications.



**95953 EXTERNAL FILTER AIR VAC**

PRODUCT SPECIFICATIONS	
MODEL	TASKFORCE® EXTERNAL FILTER AIR VAC
CATALOG NUMBER	95953
VENTURI POWERHEAD (CFM W/2" ORIFICE)	83
WATERLIFT	242"
STAINLESS TANK	18 gal
WET/DRY CAPACITY	14 gal/1.5 bshl.
FILTER AREA	1268 Sq. In.
COMPRESSOR LINE CFM	47@ 90 PSI
SIZE (L X W X H)	24" X 20" X 41"
WEIGHT	54 lbs.
WARRANTY	
LABOR	1 year*
PARTS	2 years*
STANDARD ACCESSORIES AND REPLACEMENT PARTS (Included with unit)	
EXTERNAL POLY FILTER	90377
SUPPORT ROD	95996
OPTIONAL ACCESSORIES AND ATTACHMENTS	
RHINO BAG	90497
LIQUID SHUT-OFF FOR EXTERNAL FILTER VACS	90573*
1.5" WET/DRY INDUSTRIAL TANK VAC ATTACHMENT SET	90660**
**90660 Includes all of the following, which may also be ordered individually:	
15' X 1.5" URETHANE STATIC CONDUCTIVE HOSE W/ SLEEVE	90684
DOUBLE-CURVED 1.5" WAND	90286
14" X 1.5" SQUEEGEE FLOOR TOOL	90240
14" X 1.5" FIBER FLOOR TOOL	90242
18" X 1.5" ROUND NOZZLE	90414

APPLICATION PERFORMANCE WITH RECOMMENDED AIR JET* (★ = Excellent; ✓ = Good)	
WATER	H 3/16"
CUTTING OIL	H 3/16"
MACHINE OIL	H 7/32"
HEAVY OIL	3 1/4"
SOLVENT	H 3/16"
POWDER	3 3/16"

\*Unit ships standard with 3/16" jet installed in the Venturi powerhead. 7/32" and 1/4" jets are supplied in the unit and can be installed by the user. Larger jets increase performance in recovery of heavier materials, although the smallest air jet possible to do the job is strongly recommended to conserve plant air.

### REQUIRED FOR OPERATION (NOT available from Tornado)

MINIMUM RECOMMENDED AIR COMPRESSOR	15 HP
RECOMMENDED AIR LINE	1/2" Diameter
RECOMMENDED LINE COUPLINGS	Straight-thru
REQUIRED AIR LINE PSI FOR LIGHT DEBRIS	30-60*
REQUIRED AIR LINE PSI FOR HEAVY DEBRIS	60-100*

\* See full warranty for details



### VERSATILE

The 95953 can be fitted with a number of tools and attachments to suit a host of applications. The intake is a true 2" and can be fitted with 1.5" or 2" hoses and attachments.



### OPERATIONAL REQUIREMENTS

The unit comes equipped with fitting and in-line pressure gauge. Air compressor, air line, and line couplings are required for operation. A minimum 15-HP air compressor system is required that can maintain 30 to 60 psi at the vacuum gauge (with the vacuum valve open) for light wet/dry recovery and 60 psi to 100 psi for maximum pick-up power for materials such as heavy liquids, slurries, sludge, and heavy debris.



### CONVENIENT AND HASSLE-FREE

The tip-and-pour function makes debris disposal simple for the operator. A built-in tool caddy in the back of the machine holds attachments, spray bottles, or other cleaning supplies.



Where H.E.P.A. filtration is a must, order the air powered Critical Filter model 98624. The Taskforce Air-Powered CFV comes standard with a 5-stage H.E.P.A. filtration system providing the ultimate in environmental waste pick-up.

\* Eliminates need for external filter in wet pick-up. Should not be used for dry recovery.

\*\*This is the recommended attachment set for this unit. Other sets may be used and are found in the Tornado® Buyers Guide.

## Compact and portable, with uncompromised HEPA filtration

The **Taskforce CFV** vacuums from Tornado proves that power and performance need not be sacrificed for portability and ease-of-operation. Four-stage HEPA filtration takes dry debris recovery to new levels for situations where the containment of recovered dry debris is critical. **The Taskforce CFVs** are excellent for applications ranging from health care, abatement and industrial. Certified HEPA Filtration These units employ a multi-stage filtration process with a certified HEPA filter. With a certified HEPA filter, capturing particles down to 0.3 microns with 99.97% efficiency. This makes Tornado's **Taskforce CFV** vacuums the answer for containing environmental waste in accordance with strict safety standards, such as the Renovation, Repair and Painting (RRP) Lead Safe Program. Two Sizes Available The **Taskforce CFV** Vacuums are available in two sizes, 10 gallons and 17 gallons, meeting the needs of any size job. When it comes to critical filtration recovery, Tornado has you covered! Critical Filtration Vacuums with Certified HEPA Filters Compact and portable, with uncompromised HEPA filtration Tools to fit your needs The **Taskforce CFV** series comes complete with an attachment and accessory set, including hose, wand, floor tool, crevice tool, and dusting tool. The swivel hose connector allows 360-degree hose rotation, letting you move the vacuum without fear of disconnects. The tools and accessories can be used for a variety of applications and debris types.



TASKFORCE CFV 17

TASKFORCE CFV 10



### CERTIFIED HEPA FILTRATION

A certified HEPA filter process captures particles down to 0.3 microns with 99.97% efficiency.



### PACKAGED COMPLETE

Standard attachments include a hose, two-piece wand, floor tool, dust brush and crevice tool.



### FOUR-STAGE FILTRATION

The (A) paper collection bag, (B) primary paper filter, (C) cloth filter, and (D) main certified HEPA filter comprise a four-stage filtration process for the Taskforce CFV Vacuums.

PRODUCT SPECIFICATIONS		
MODEL	TASKFORCE CFV 10	TASKFORCE CFV 17
CATALOG NUMBER	97060	97090
<b>MACHINE DIMENSIONS</b>		
DIMENSIONS (L X W X H) (IN / CM)	19" x 16" x 28" 48cm x 41cm x 71 cm	24 in x 18 in x 36 in 61 cm x 46 cm x 91 cm
NET WEIGHT	31 lbs. / 14 kg	35 lbs. / 16 kg
TANK SIZE	10 gal / 38 l	17 gal / 64 l
CORD LENGTH	30 ft / 9 m	30 ft / 9 m
<b>CLEANING SYSTEM</b>		
CFM	114	114
WATERLIFT	90 inches	90 inches
FILTRATION	4 Stage filtration with certified HEPA filter	4 Stage filtration with certified HEPA filter
<b>MOTORS</b>		
MOTOR TYPE	One-two stage motor	One-two stage motor
MOTOR POWER	115 V / 10 Amps	115 V / 10 Amps
<b>WARRANTY</b>		
LABOR	1 year*	1 year*
PARTS	2 years*	2 years*
<b>REPLACEMENT ITEMS AND ACCESSORIES</b>		
COLLECTION BAG (3 PACK)	90032	90034
PAPER BAG (12 PACK)	98588	90353
CLOTH BAG (1 PACK)	98595	98596
HEPA FILTER (1 PACK)	90616	90621
WAND	WD29	WD29
CREVICE TOOL	WD32	WD32
ROUND BRUSH	WD33	WD33
FLOOR TOOL	WD112	WD112

\* See full warranty for details

Aggressive recovery, powered by compressed air for maximum performance.



**DUAL AIR WET JUMBO**

**95961 INTERNAL DUAL AIR JUMBO VACUUM**

The unit comes packaged complete with drum, two internal Venturi powerheads, and dolly. This unit is appropriate for machine oil, heavy oil, and ink.

**QUAD AIR WET JUMBO**

**98450 INTERNAL QUAD AIR JUMBO VACUUM**

The unit includes drum, four internal Venturi powerheads, and dolly. It is intended for the recovery of heavy oils and industrial sludge. This is one of the most powerful portable vacuums available in the industry today. This unit is intended for large manufacturing facilities and heavy industrial plants that can handle the compressed air requirements necessary to run this unit.

Powered by compressed air, the **Internal Wet Jumbo Air Vacuums** create waterlift substantially beyond that found in traditional wet vacuums. The units are designed for wet recovery applications requiring extremely aggressive pick-up power. These machines' roles are primarily for rapid high-volume recovery of liquids. Available units are Dual and Quad Air Jumbos.

From the assembly line to the tool shop, these unit handle such challenges as heavy oil, machine oil, ink, sludge, and a variety of other common types of liquid debris in an industrial environment. It should be noted that an air compressor, airline, and line couplings are required for operation and are not available from Tornado®.

For a Tornado® jumbo vac system, the priority is power and capacity. Patented Venturi powerheads with incredible waterlift are fitted on a ribbed, 55-gallon steel drum. The drum sits on a four-wheel steel dolly for easy transport. A wide selection of optional tools and attachments are available for a variety of applications.



**UNCOMPROMISING POWER**

The Internal Air Jumbos utilize Venturi powerheads that generate powerful waterlift. Liquid shut-off floats come standard with the quad vac, shown here. Floats can be ordered as an option on the dual unit.

**OPERATIONAL REQUIREMENTS**

The units come equipped with the fitting and in-line pressure gauge like that pictured here. Simply connect your airline to this fitting to ready the vacuum for operation. An air compressor, airline, and line couplings are required for operation.



**RUGGED**

The 55-gallon, rolled-top, ribbed steel drum is superior to plastic or stainless steel tanks for heavy duty applications. The drum also features an industrial gate valve for ease in emptying liquids.

**MOBILE**

Despite their size and power, Tornado® Jumbo vacs are highly portable, thanks to a four-wheeled dolly, included standard.



**PRODUCT SPECIFICATIONS**

MODEL	DUAL AIR WET-ONLY JUMBO VACUUM	QUAD AIR WET-ONLY JUMBO VACUUM
CATALOG NUMBER	95961	98450
VENTURI POWERHEADS/CFM	Two	Four
CFM (2" ORIFICE)	16	258
WATERLIFT	242"	200"
STEEL TANK	55 Gal.	55 Gal.
VERTICAL LIFT/HORIZONTAL REACH	25'/50'	50'/100'

**WARRANTY**

LABOR	1 year*	1 year*
PARTS	2 years*	2 years*

**STANDARD REPLACEMENT COMPONENT PARTS**

55-GALLON DRUM	95942	95942
LIQUID SHUT-OFFS	90569 (2 Included)	90569 (4 Included)
4-WHEEL DOLLY	98088	98088
2" HOSE ADAPTER	90332	90332

**REQUIRED FOR OPERATION (NOT available from Tornado®)**

MINIMUM RECOMMENDED AIR COMPRESSOR	25 HP	50 HP
RECOMMENDED AIRLINE	3/4" Diameter	1" Diameter
RECOMMENDED LINE COUPLINGS	Straight-Thru	Straight-Thru
REQUIRED AIR LINE	30-60**	50-75**
REQUIRED AIR LINE PSI FOR LIGHT DEBRIS	60-100**	100**

**OPTIONAL ITEMS AND ACCESSORIES**

2" WET/DRY ATTACHMENT SET	90633***	90633***
90633 includes the below items.		
2" X 10' URETHANE POLYHOSE***	90312***	90312***
2" ALUMINUM WAND	90327	90327
12" X 2" FLOOR GULPER TOOL W/ BRASS SHOES	90320	90320
22" X 2" ALUMINUM SQUEEGEE FLOOR TOOL	90317	90317
18" X 2" ROUND NOZZLE	90444	90444
2" HOSE ADAPTER	90332	90332

\* See full warranty for details

\*\* Measured at the vacuum air line gauge with valve open and unit operating.

\*\*\* Other attachment sets are also available in the Tornado® Buyers Guide.

\*\*\*\* Note: Poly hoses are not oil resistant. When recovering oils, an additional Neoprene hose, which is oil and abrasive resistant, should be purchased.

**DUAL AIR JUMBO WET-ONLY INTERNAL VACUUM APPLICATION GUIDE**

DEBRIS/MATERIAL	EXCELLENT PERFORMANCE	GOOD PERFORMANCE	RECOMMENDED AIR JET*
MACHINE OIL	✓		3/16"
HEAVY OIL	✓		7/32"
INK	✓		1/4"
SLUDGE		✓	7/32"

\* The unit is shipped standard with a 3/16" jet installed in the Venturi powerhead. A 7/32" and 1/4" jet is supplied in the unit and can be installed by the user. These larger jets are used to increase performance for the recovery of heavier materials although the smallest air jet possible to do the job is strongly recommended to conserve plant air.

**QUAD AIR JUMBO WET-ONLY INTERNAL VACUUM APPLICATION GUIDE**

DEBRIS/MATERIAL	EXCELLENT PERFORMANCE	GOOD PERFORMANCE	RECOMMENDED AIR JET*
HEAVY OILS	✓		1/4"
SLUDGE	✓		1/4"

\* The unit is shipped standard with a 1/4" jet installed in the Venturi powerhead. A 3/16" and 7/32" jet is supplied in the unit and can be installed by the user. These larger jets are used to increase performance for the recovery of heavier materials although the smallest air jet possible to do the job is strongly recommended to conserve plant air.



Simultaneous bulk wet and dry recovery, powered by compressed air for maximum performance.

Powered by compressed air, the **External Filter Wet/Dry Jumbo Air Vacuums** create waterlift substantially beyond that found in traditional wet/dry vacuums. The units are designed for industrial applications requiring extremely aggressive pick-up power. These machines' roles are primarily for rapid high-volume recovery of wet and dry debris. Available units are Single, Dual, and Quad Air Jumbos.

From the assembly line to the tool shop, these units handle such challenges as water, oil, solvent, and a variety of other common types of debris in an industrial environment. Better yet, the units can recover wet and dry material without the need to stop and change or clean an

internal filter. That means minimal stoppages and no more operator guesswork on choosing the right filter for the right application. It should be noted that an air compressor, airline, and line couplings are required for operation and are not available from Tornado®.

For a Tornado® jumbo vac system, the priority is power and capacity. Patented Venturi powerheads with incredible waterlift are fitted on a 55-gallon steel drum. The drum sits on a four-wheel steel dolly for easy transport. Large external filters and support rods come standard with the unit. A wide selection of optional tools and attachments are available for a variety of applications.



**SINGLE AIR JUMBO**

**95955 SINGLE AIR JUMBO EXTERNAL FILTER WET/DRY VACUUM**

The unit comes packaged complete with drum, powerhead, filter, support rod, and dolly. This unit is appropriate for water, cutting oil, machine oil, solvent, and powder.

**DUAL AIR JUMBO**

**95962 DUAL AIR JUMBO EXTERNAL FILTER WET/DRY VACUUM**

The unit includes drum, two powerheads, two filters, two support rods, and dolly. It is intended for recovery of heavy oil, paint stripper, sawdust, powder, sand, and general plant debris.

**QUAD AIR JUMBO**

**98451 QUAD AIR JUMBO EXTERNAL FILTER WET/DRY VACUUM**

This model is packaged standard with drum, four powerheads, filters, support rods, and dolly. The Quad Air Jumbo is suitable for heavy oils and sludges as well as shot and slag. This is one of the most powerful portable vacuums available in the industry today. This unit is intended for large manufacturing facilities and heavy industrial plants that can handle the compressed air requirements necessary to run this unit.



**UNCOMPROMISING POWER**

The External Air Jumbos utilize Venturi powerheads that generate powerful waterlift. Liquid shut-off floats come standard with the quad vac, shown here. Floats can be ordered as an option on the Single and Dual.



**OPERATIONAL REQUIREMENTS**

The units come equipped with the fitting and in-line pressure gauge like that pictured here. Simply connect your airline to this fitting to ready the vacuum for operation. An air compressor, airline, and line couplings are required for operation.

### SINGLE AIR JUMBO EXTERNAL FILTER WET/ DRY VACUUM APPLICATION GUIDE

DEBRIS/MATERIAL	EXCELLENT PERFORMANCE	GOOD PERFORMANCE	RECOMMENDED AIR JET*
WATER	✓		3/16"
CUTTING OIL	✓		3/16"
MACHINE OIL	✓		7/32"
HEAVY OIL		✓	1/4"
SOLVENT	✓		3/16"
POWDER		✓	3/16"

\* The unit is shipped standard with a 3/16" jet installed in the Venturi powerhead. A 7/32" and 1/4" jet is supplied in the unit and can be installed by the user. These larger jets are used to increase performance for the recovery of heavier materials although the smallest air jet possible to do the job is strongly recommended to conserve plant air.

### QUAD AIR JUMBO EXTERNAL FILTER WET/DRY VACUUM APPLICATION GUIDE

DEBRIS/MATERIAL	EXCELLENT PERFORMANCE	GOOD PERFORMANCE	RECOMMENDED AIR JET*
HEAVY OILS	✓		7/32"
SLUDGE	✓		1/4"
IRON DUST AND CHIPS	✓		1/4"
SAND BLASTING RECOVERY	✓		1/4"
PELLET RECOVERY	✓		3/16"
SHOT BLAST	✓		1/4"
SLAG AND SCALE	✓		1/4"

\* The unit is shipped standard with a 1/4" jet installed in the Venturi powerhead. A 3/16" and 7/32" jet is supplied in the unit and can be installed by the user. These larger jets are used to increase performance for the recovery of heavier materials although the smallest air jet possible to do the job is strongly recommended to conserve plant air.

### DUAL AIR JUMBO EXTERNAL FILTER WET/DRY VACUUM APPLICATION GUIDE

DEBRIS/MATERIAL	EXCELLENT PERFORMANCE	GOOD PERFORMANCE	RECOMMENDED AIR JET*
MACHINE OIL	✓		3/16"
HEAVY OIL	✓		7/32"
PAINT STRIPPER	✓		1/4"
GENERAL DEBRIS	✓		3/16"
SAWDUST	✓		3/16"
POWDER	✓		3/16"
SAND	✓		7/32"
METAL GRINDINGS AND CHIPS		✓	7/32"

\* The unit is shipped standard with a 3/16" jet installed in the Venturi powerhead. A 7/32" and 1/4" jet is supplied in the unit and can be installed by the user. These larger jets are used to increase performance for the recovery of heavier materials although the smallest air jet possible to do the job is strongly recommended to conserve plant air.

#### SINGLE AIR JUMBO

A minimum 15-HP air compressor system is required that can maintain 30 to 60 psi at the vacuum gauge (with the vacuum valve open) for light wet/dry recovery and 60 psi to 100 psi for maximum pick-up power for materials such as heavy liquids, slurries, sludge, and heavy debris.

#### DUAL AIR JUMBO

A minimum 25-HP air compressor system is required that can maintain 30 to 60 psi at the vacuum gauge (with the vacuum valve open) for light wet/dry recovery and 60 psi to 90 psi for maximum pick-up power for materials such as heavy liquids, slurries, sludge, and heavy debris.

#### QUAD AIR JUMBO

A minimum 50-HP air compressor system is required that can maintain 50 to 75 psi at the vacuum gauge (with the vacuum valve open) for general wet/dry recovery and 75 psi to 100 psi for maximum pick-up power for materials such as heavy liquids, slurries, sludge, and heavy debris.

PRODUCT SPECIFICATIONS			
MODEL	SINGLE AIR JUMBO VACUUM	DUAL AIR JUMBO VACUUM	QUAD AIR JUMBO VACUUM
CATALOG NUMBER	95955	95962	98451
VENTURI POWERHEADS/CFM	One/82	Two/160	Four/258
WATERLIFT	242"	239"	200"
STEEL TANK	55 Gal.	55 Gal.	55 Gal.
VERTICAL LIFT/HORIZONTAL REACH	15'/30'	25'/50'	50'/100'
POLY EXTERNAL FILTERS	One	Two	Two
FILTER AREA	1874 sq. in.	3748 sq. in.	3748 sq. in.
WARRANTY			
LABOR	1 year*	1 year*	1 year*
PARTS	2 years*	2 years*	2 years*
STANDARD REPLACEMENT COMPONENT PARTS			
55-GALLON DRUM	95942	95942	95942
LARGE POLY FILTER	90378 (1 Req.)	90378 (2 Req.)	90488 (2 Req.)
SUPPORT ROD	98049 (1)	98049 (2)	98049 (2)
4-WHEEL DOLLY	98088	98088	98088
ADAPTER	90331 (1.5")	90332 (2")	90332 (2")
REQUIRED FOR OPERATION (NOT available from Tornado*)			
MINIMUM RECOMMENDED AIR COMPRESSOR	15 HP	25 HP	50 HP
RECOMMENDED AIRLINE	1/2" Diameter	3/4" Diameter	1" Diameter
RECOMMENDED LINE COUPLINGS	Straight-Thru	Straight-Thru	Straight-Thru
REQUIRED AIR LINE	30-60*	30-60*	50-75*
REQUIRED AIR LINE PSI FOR LIGHT DEBRIS	60-100*	60-90*	75-100*

\* Measured at the vacuum air line gauge with valve open and unit operating.

\*\* See full warranty for details.

### OPTIONAL ITEMS AND ACCESSORIES FOR SINGLE AIR JUMBO VAC

CATALOG NUMBER	95955
LIQUID SHUT-OFF FLOAT	90569 (1 req.)
1.5" WET/DRY ATTACHMENT	90637*
<b>90637 includes the below items.</b>	
1.5" X 15' URETHANE STATIC CONDUCTIVE HOSE W/O SLEEVE	90688
DOUBLE CURVED 1.5" WAND	90286
14" X 1.5" SQUEEGEE TOOL	90240
14" X 1.5" FLOOR TOOL	90242
18" X 1.5" ROUND NOZZLE	90414
1.5" HOSE ADAPTER	90331

\* Other attachment sets are also available in the Tornado® Buyers Guide.

### OPTIONAL ITEMS AND ACCESSORIES FOR DUAL AND QUAD ELECTRIC JUMBO

CATALOG NUMBER	95962	98451
LIQUID SHUT-OFF FLOAT (2 REQ.)	90569 (2 req.)	90569 (4 inc.)
2" WET/DRY ATTACHMENT SET	90633**	90633**
<b>90633 includes the below items.</b>		
2" X 10' URETHANE POLY HOSE W/O SLEEVE***	90312	90312
2" ALUMINUM WAND	90327	90327
12" X 2" FLOOR GULPER TOOL W/ BRASS SHOES	90320	90320
22" X 2" SQUEEGEE FLOOR TOOL	90317	90317
18" X 2" ROUND NOZZLE	90444	90444
2" JUMBO HOSE ADAPTER	90332	90332

\* Other attachment sets are also available in the Tornado® Buyers Guide.

\*\* Note: Poly hoses are not oil resistant. When recovering oils, an additional Neoprene hose, which is oil and abrasive resistant, should be purchased.




#### RUGGED

The 55-gallon, rolled-top, ribbed steel drum is superior to plastic or stainless steel tanks for heavy duty applications. The drum also features an industrial gate valve for ease in emptying liquids.

#### MOBILE

Despite their size and power, Tornado® Jumbo vacs are highly portable, thanks to a four-wheeled dolly, included standard.



## High-speed bulk recovery, with 55-gallon steel drums for industrial applications.

It is a simple principle: the higher the c.f.m. a vacuum generates, the better suited it is for recovering dry debris and bulk material. Tornado® electric powered jumbo vacuum systems are designed to face the rigors of industrial applications. The Single Electric Jumbo has a 2.25 HP powerhead mounted on a steel, rolled-top 55-gallon drum. An external poly bag is mounted on a support rod and serves as a final filter. The majority of the debris, including small particles, is actually recovered in the steel drum. The Dual Electric has an additional powerhead for added c.f.m. and two external poly filter bags.

Both the **Single and the Dual Electric Jumbo** comes standard with a drum and a four-wheeled steel dolly with convenient transport handle.

Electric Jumbo Vac Systems are appropriate for use in recovering heavy solid debris such as metal shavings and chips, sand, sawdust, and powder. The units are also effective in recovering water and cutting oil. A liquid shut-off float can be added to either unit. Attachment sets are required for operation and are sold separately.



**DUAL ELECTRIC JUMBO**

**SINGLE ELECTRIC JUMBO**



### 95960 DUAL ELECTRIC JUMBO

Features an additional 2.25 HP powerhead and poly bag for recovery of heavier debris such as heavy machine oil and metal shavings and chips.



### RUGGED

The 55-gallon, rolled-top, ribbed steel drum is superior to plastic or stainless steel tanks for heavy duty applications. The drum also features an industrial grade valve for ease in emptying liquids.

### MOBILE

Despite their size and power, Tornado® Jumbo vacs are highly portable, thanks to a four-wheeled dolly, included standard.



### CFM VS. WATERLIFT

Many competitive vacuum systems use waterlift as the primary measure of effectiveness and power. In a heavy industrial application, however, such vacs may lack sufficient airflow (cubic feet per minute, or CFM) to meet requirements. A unit's CFM tells the true story of its capability in bulk recovery environments. With high-levels of airflow (up to 340 CFM on the Dual Jumbo), a Tornado® Electric Jumbo Vac System is ideal for rapid, efficient high-volume debris recovery.

### ELECTRIC JUMBO WET/DRY APPLICATION GUIDE

(★ = Excellent; ✓ = Good)

MODEL	SE JUMBO	DE JUMBO
CATALOG NUMBER	95954	95960
WATER	✓	✓
CUTTING OIL	★	★
MACHINE OIL	✓	★
HEAVY MACHINE OIL		✓
LIGHT SOLID DEBRIS	★	★
HEAVY SOLID DEBRIS	✓	★
SAWDUST	★	★
POWDER	★	★
ULTRA FINE POWDER	★	★
SAND	✓	★
OIL DRY	✓	★
METAL SHAVINGS AND CHIPS	✓	★

### OPTIONAL ITEMS AND ACCESSORIES FOR SINGLE ELECTRIC JUMBO

MUFFLER*	90447
LIQUID SHUT-OFF FLOAT	90569
1.5" WET/DRY ATTACHMENT SET W/STATIC HOSE	90637**
1.5" X 15' NEOPRENE HOSE	90191
90637 includes the below items.	
1.5" X 15' URETHANE STATIC CONDUCTIVE HOSE W/O SLEEVE	90688
DOUBLE CURVED 1.5" WAND	90286
14" X 1.5" SQUEEGEE FLOOR TOOL	90240
14" X 1.5" FIBRE FLOOR TOOL	90242
18" X 1.5" ROUND NOZZLE	90414
1.5" HOSE ADAPTER	90331

\* Eliminates need for external filter in wet pick-up. Should not be used for dry recovery.

\*\* Other attachment sets are also available in the Tornado® Buyers Guide.

\*\*\* Please note: poly hoses are not oil resistant. When recovering oils, and additional Neoprene hose, which is oil and abrasive resistant, should be purchased.

\*\*\*\* See full warranty for details

### PRODUCT SPECIFICATIONS

MODEL	SE JUMBO	DE JUMBO
CATALOG NUMBER	95954	95960
<b>MACHINE DIMENSIONS</b>		
L X W X H	24"x25"x72"	24"x25"x72"
NET WEIGHT	162 lbs.	182 lbs.
SHIPPING WEIGHT	173 lbs.	202 lbs.
RECOVERY TANK	55 gal.	55 gal.

### DESIGN CHARACTERISTICS

BODY CONSTRUCTION	Double Reinforced Steel	Double Reinforced Steel
DUMP SYSTEM	Drain Valve	Drain Valve

### CLEANING SYSTEM

VACUUM HEAD TYPE	Sngl. Electric Air	Dbl. Electric Air
CFM	184 (2")	243 (2") / 340 (3")
STATIC WATER LIFT	51"	51"
EFFECTIVE HORIZONTAL REACH	30'	50'
SOUND LEVEL	83 dB	85 dB

### MOTORS

NUMBER OF POWERHEADS	One	Two
----------------------	-----	-----

### WARRANTY

LABOR	1 year	1 year
PARTS	2 years****	2 years****

### REPLACEMENT ITEMS

55-GALLON DRUM	95942	95942
LARGE POLY FILTER	90378 (1 req.)	90378 (2 req.)
SUPPORT RODS	98049 (1 Req.)	98049 (2 Req.)
4-WHEEL DOLLY	98088	98088
ADAPTER	90331	90332

### OPTIONAL ITEMS AND ACCESSORIES FOR DUAL ELECTRIC JUMBO

MUFFLER*	90447
LIQUID SHUT-OFF FLOAT (2 REQ.)	90569
2" WET/DRY ATTACHMENT SET W/POLY HOSE	90633**
2" X 15' NEOPRENE HOSE	90311
90633 includes the below items.	
2" X 10' URETHANE POLY HOSE W/O SLEEVE***	90312
2" DOUBLE CURVED WAND	90327
12" X 2" FLOOR GULPER TOOL	90320
22" X 2" SQUEEGEE FLOOR TOOL	90317
18" X 2" ROUND NOZZLE	90444
2" HOSE ADAPTER	90332



## Superior escalator cleaning combined with simple operation

The Tornado **BR 460 ESC Escalator Cleaner** delivers fast, thorough cleaning results in an easy to operate design. Ideal for airports, shopping malls, retail stores, subway stations and hotels, the **BR 460 ESC** incorporates an integrated vacuum motor, ensuring that dust and heavier debris is moved off of treads and into the vacuum bag. Furthermore, with multiple brush types available you can tackle even the toughest of cleaning challenges.

The **BR 460 ESC** is very easy to use and requires minimal training for increased efficiency. The unit features powerful rotating brushes for fast, effective cleaning, automatic brush height adjustment for uniform performance, and easy to change disposable bags.

The **BR 460 ESC** offers your choice of nylon or Tynex brushes to suit your unique cleaning requirements, making brush changing quick and easy.

**Integrated Vacuum  
for Increased  
Escalator Safety!**

**New!**



### ROTATING BRUSHES

Featuring powerful rotating brushes which loosen any dirt, stains or grime to deliver escalators that are clean and safe for pedestrians.

### EASE OF USE

Easy to change disposable paper bags.



### TWIN VACUUM MOTORS

The unit features twin vacuum motors which instantly suck up the dirt, leaving the escalator surface clean and ready for use.

### MULTIPLE BRUSHES

Nylon brushes for routine cleaning and Tynex brushes for aggressive cleaning.



PRODUCT SPECIFICATIONS	
MODEL	BR 460 ESC
CATALOG NUMBER	96180
MACHINE DIMENSIONS	
DIMENSIONS (L X W X H)	38 in x 18 in x 9 in 89 cm x 46 cm x 23 cm
NET WEIGHT	97 lbs. / 44 kg.
POWER CORD LENGTH	50 ft. / 15 m
CLEANING SYSTEMS	
PRODUCTIVITY (24" - 36" STAIR)	1,800 stairs per hour
PRODUCTIVITY (37"+ STAIR)	1,200 stairs per hour
BRUSH TYPE	Cylindrical
BRUSH WIDTH	18 in / 46 cm
BRUSH RPM	290 RPM
SOUND LEVEL	60 dB (A)
BAG CAPACITY	1.3 gal / 5 liter
MOTOR/POWER	
MOTOR	0.3 hp
VOLTAGE	150 V/60 Hz
WARRANTY	
LABOR	1 year*
PARTS	2 years*

\* See full warranty for details

Short heating times, chemical-free, uninterrupted operation.

There are certain areas in every facility that demand an extra level of care and attention when it comes to cleaning including restrooms and locker rooms, kitchen and food preparation areas and medical equipment. For chemical-free applications and detail cleaning, the **DE 4002** adds the power of steam to your cleaning and maintenance arsenal.

A large steam tank and refillable reserve tank are housed within the **DE 4002**. This two-tank system permits continuous operation by permitting the addition of water during use (funnel included). The compact, mobile unit has an insulated aluminum boiler that generates 248 F steam at infinitely variable levels - right up to a jet of hot water, enabling the user to rinse off dirt and residue.

Safety features include calcification monitoring, steam pressure auto shut-off, and a safety cap with pressure relief valve. The **DE 4002** includes an assortment of tools and attachments for a variety of applications.



**BED BUG ERADICATION - STEAM ADVANTAGE**

Used properly, chemical-free steam will kill live bed bugs and bed bug eggs. Tornado's DE 4002, is an excellent tool that may be used for normal cleaning purposes, as well as for bed bug control.

**Attacks Bed Bugs with Chemical-Free Steam!**



**DE 4002**



Download the FREE White Paper *Effective Treatment of Bed Bug Infestations* at <http://tornadovac.com/knowledge/whitepapers.aspx>



**EFFICIENCY AND MORE**  
Burnt-on cooking residue and grease are no match for the DE 4002.



**VERSATILITY**  
The DE 4002 is appropriate for showers, medical equipment, kitchen fixtures, and more.



**CONVENIENCE**  
Power cord and accessories are stored on-board the unit. A handle and transport wheels make the unit mobile from job to job.

PRODUCT SPECIFICATIONS	
MODEL	DE 4002
CATALOG NUMBER	97100
MAXIMUM TEMP. (NOZZLE)	248° F
OPERATING PRESSURE	46.4 PSI
TANKS	Continuous fill
WEIGHT	17lbs
POWER	110V/60Hz
DIMENSIONS (L X W X H)	18.9" x 12" x 10.4"
WARRANTY	
LABOR	1 year*
PARTS	2 years*
STANDARD ACCESSORIES	
(Included with unit - may differ slightly from those shown above)	
CONNECTING HOSE W/ CONTROL GUN	K4321114
EXTENSION TUBE (REQUIRED)	K4127015
FLOOR TOOL	K4130143
POWER NOZZLE	K5762139
HAND NOZZLE	K4130144
DETAIL NOZZLE	K2884281
EXTENSION DETAIL NOZZLE	K5762236
FLOOR AND TERRY CLOTHS FOR HAND TOOL	K6960019
FILLING FUNNEL	K4013030
OPTIONAL ACCESSORIES AND ATTACHMENTS	
(Gray areas indicate highly recommended accessories and attachments)	
WALLPAPER STRIPPER TOOL	K2863076
1" BRASS DETAIL NOZZLE (3 PACK)	K2863075
1" ROUND NOZZLE BRUSH (3 PACK)	K2863077
WINDOW SQUEEGEE TOOL	K4130142
TWO-WHEEL TRANSPORT CART WITH TOOL CADDY	K6962239

\* See full warranty for details

# Tornado's Line of Green Cleaning Equipment

		CRI Certified	Solution Control	Eco Batteries	Air Quality	Increased Safety	Whisper-Quiet
<b>Carpet Care Line</b>							
	CV 30 Upright with HEPA (91449)						
	CV 38 and CV 48 Dual Vacs with HEPA (91415) (91419)						
	CK LW 13/1 Upright with HEPA (97130)						
	CK 14/1 Pro with HEPA (98147)						
	Pac-Vac 6 and Pac-Vac® 10 Aircomfort Backpack Vacuum with HEPA (93012) (93014)						
	Marathon Carpetrinser Upright Extractor (98250)						
	Mini-Marathon 425 Carpet Extractor (98150)						
	Windshear Downdraft Whole Room Dryer (98784)						
<b>Hard Floor Care Line</b>							
	NEW Battery Glazer 17 (98494)						
	P Series 1600 and 2000 Glazer (98482)						
	BR Vario II Floor Machine (97605)						
<b>World Class Family of BR and BD Automatic Scrubbers:</b> Cylindrical Brush Scrubbers use less water and solution for Low-Moisture Cleaning							
	NEW BD 14/4 Cordless Automatic Scrubber (99414)						
	NEW BR 13/1 MW (99410)						
	Small Walk-Behind Scrubbers BD 20/11 (996800) BR 18/11 (996850)						
	Medium Walk-Behind Scrubbers BR 22/14 (99695) BD 22/14 (99690) BD 26/14 (99720)						
	NEW BD 26/26 Walk-Behind Automatic Scrubber (99726)						
	BD 26/27 Ride-on Automatic Scrubber						
	Large Ride-On Scrubbers BD 26/30 (99760) BR 28/30 (99765) BR and BD 33/30 (99785, 99780)						

## Eco-Friendly AGM Batteries Versus Wet Acid-Cell Batteries?

Tornado® Auto Scrubbers are available in your choice of traditional flooded (wet) batteries or new, eco-friendly EV Dry Cell, maintenance-free batteries. Wet acid-cell batteries contain sulfuric acid and require your cleaning crew to maintain proper fluid levels to ensure that the batteries perform properly. This periodic maintenance process can be dangerous to both the cleaning worker and to your facility's indoor environment, and if overlooked can both shorten the life cycle and productivity of your traditional battery, as well as create a health risk to your cleaning staff. With Tornado's eco-friendly EV Dry Cell batteries, you can say good-bye to battery maintenance, risk of work-related injury, and hello to increased worker safety, facility health and an increase in cleaning productivity!





## World Class Automatic Scrubbers To Walk, or Not to Walk?

### Maximize Hard Floor Care Productivity BD 26/27 Compact Ride-on Scrubber

The NEW BD 26/27 ride-on scrubber is perfect for areas where walk-behind scrubbers were used before. This ride-on unit tackles wide aisles in supermarkets and retail stores quickly and efficiently, saving you valuable cleaning time and reducing costs. Plus, this unit utilizes eco-friendly batteries for increased health and safety. And for settings where Day Cleaning systems are in place, the BD 26/27 is a perfect fit. That's because the machine produces only 69 decibels of noise—making this little powerhouse as quiet as it is small, nimble, and efficient.

- 26" Cleaning Path
- 27 gal. Solution Tank
- 27 gal. Recovery Tank
- Whisper-quiet 69 dB
- Optional, eco-friendly 100% non-spill AGM batteries available
- Parabolic squeegee for 100% solution recovery on 180 degree turns
- Automatic operation control mode and squeegee retraction when in reverse
- Steering radius of only 6 feet for maneuvering tight corners
- Simple operator interface

Whisper-quiet



BD 26/27

Low-moisture

### Less water and solution



BD 26/26

Operator Friendly



### BD 26/26 Walk-Behind Scrubber

Designed from the ground up with our customer's needs in mind, the BD 26/26 walk-behind scrubber uses eco-friendly batteries for increased health and safety, and is perfect for use in grocery stores and retail facilities with wide aisles. Tornado's new BD 26/26 walk offers a wide cleaning path and large capacity solution and recovery tanks. This unit is perfect for use in grocery stores, retail facilities, hospitals, and warehouses. Clean over 32,000 square feet per hour while increasing your building's occupant health and safety. When it comes to longevity, Tornado's BD 26/26 walk-behind scrubber will outlast the competition, and comes standard with a 10 year warranty on the body and tanks for years of hassle-free use and reliability.

- 26" cleaning path
- 26 gallon solution tank
- 28 gallon recovery tank
- Simple operator interface
- Whisper Quiet 67 dB
- Tight turning radius for superior maneuverability
- Built-in safety feature avoids work-related accidents
- Optional eco-friendly, 100% non-spill AGM battery available
- Heavy-duty, four-sided, parabolic squeegee
- Ergonomic handle design
- Exceptionally durable roto-molded polyethylene construction
- Stainless steel battery tray
- Manual adjustment of brush pressure
- Dual access to solution and recovery tanks



# What's New at Tornado

See our latest product offerings



Unrivaled Comfort!



**PAC-VAC 6 AND PAC-VAC 10 AIRCOMFORT**

Featuring a Harness System Designed by Deuter, The World's Leader in Professional Hiking Equipment



**CK 14/2 PRO UPRIGHT VACUUM**

Powerful Dual Motor!



**TASKFORCE SERIES OF CRITICAL FILTRATION VACUUMS**

New Color!

Perfect for Hospitality!



**CV 38 DUAL AND CV 48 DUAL**

**CV 30 AND CV 38 UPRIGHT VACUUMS**

Great for Hard-to-Reach Areas!



**BD 17/6 COMPACT AUTOMATIC SCRUBBER**





*a new spin on cleaning*

[www.tornadovac.com](http://www.tornadovac.com) • 1.800.VACUUMS



1150 Davis Road, Suite J • Elgin, IL 60123  
(800) 788-8867 • [info@lorchem.com](mailto:info@lorchem.com) • [www.lorchem.com](http://www.lorchem.com)

*We Know How To Get Things* **CLEAN**

